

The Emperor's New Climate

Tony Heller - ICCC 2014

97% Of Clothing Experts Agreed The Emperor Was Finely Clothed



1871 - Imaginary Changes Of Climate

The Brisbane Courier January 10, 1871

a plentiful crop of speculation from weather prophets and projectors, and half-instructed meteorologists, and all the philosophic tribe of Laputa in general, to whom the periodical press now affords such fatal facilities.

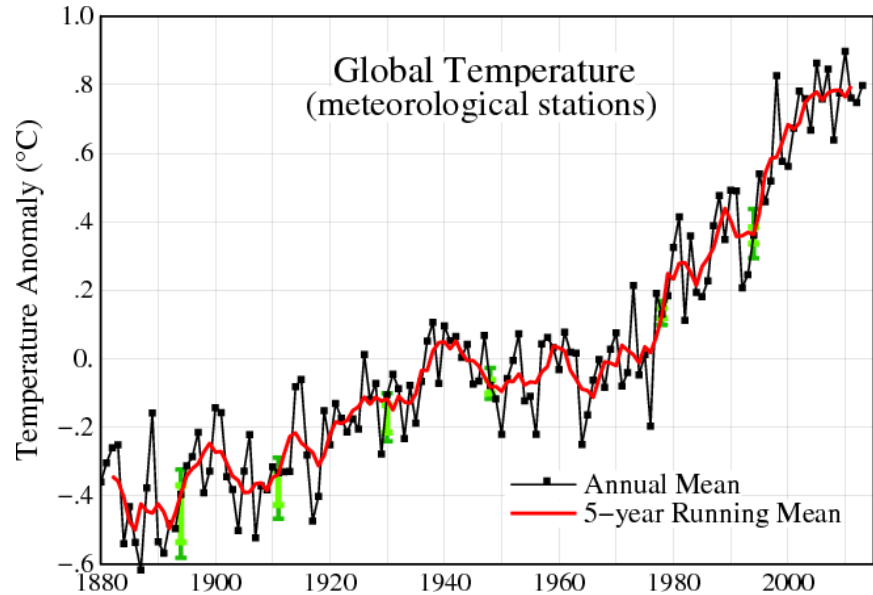
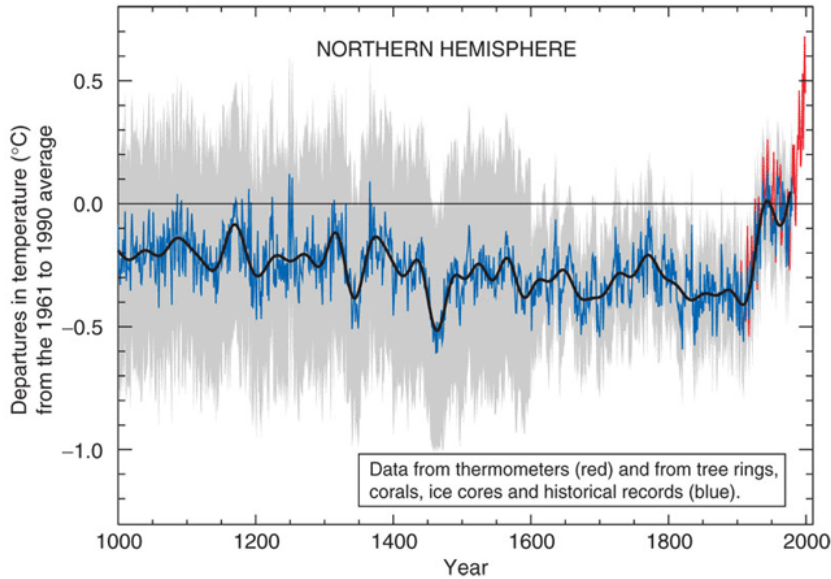
every season is sure to be "extraordinary," almost every month one of the driest or wettest, or windiest, coldest or hottest, ever known. Much observation, which ought to correct a tendency to exaggerate, seems in some minds to have rather a tendency to increase it

IMAGINARY CHANGES OF CLIMATE.

(*Pall Mall Gazette.*)

THREE consecutive years of drought, while they have stimulated the inventive resources of practical agriculturists, have had the natural effect of calling forth a plentiful crop of speculation from weather prophets, and projectors, and half-instructed meteorologists, and all the philosophic tribe of Laputa in general, to whom the periodical press now affords such fatal facilities. We have often noticed that in the tabular statements of those compilers of weather records who write to the *Times*, useful and welcome as their communications are, every season is sure to be "extraordinary," almost every month one of the driest or wettest, or windiest, coldest or hottest, ever known. Much observation, which ought to correct a tendency to exaggerate, seems in some minds to have rather a tendency to increase it. And many

Perception Of Climate Is Largely Shaped By Graphs Like These



The Graphs Didn't Always Look Like This Though

1990 IPCC Report

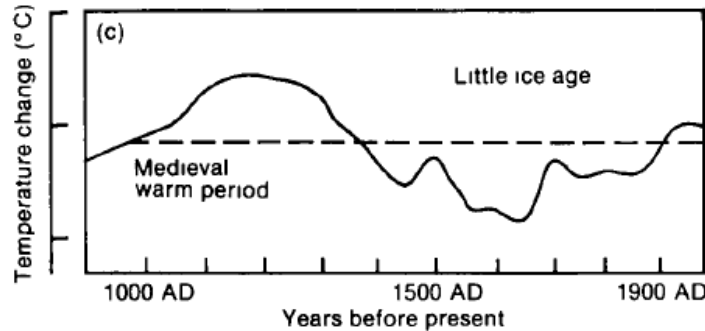
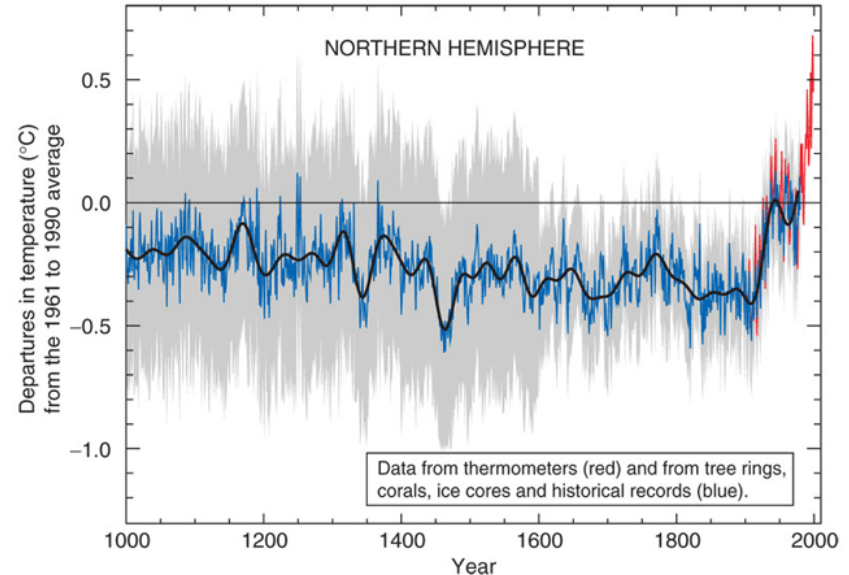


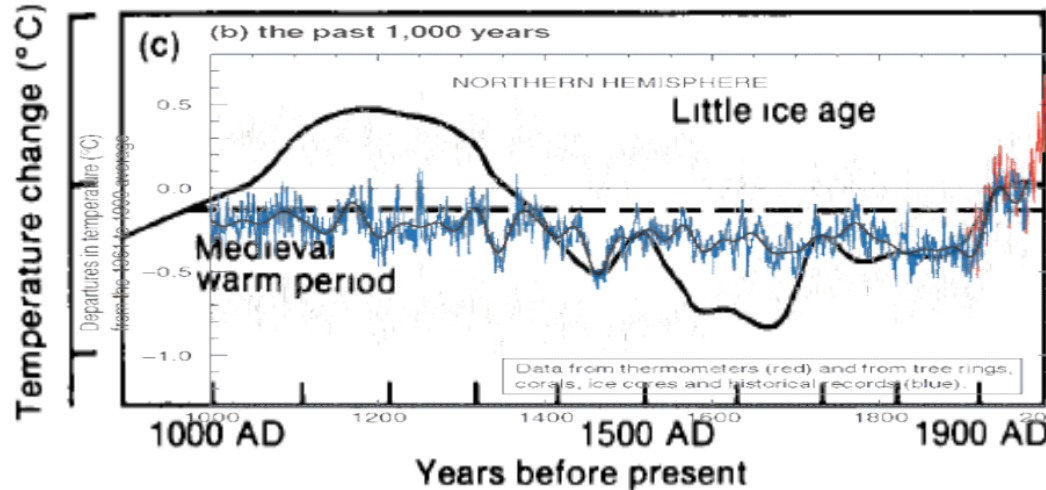
Figure 7.1: Schematic diagrams of global temperature variations since the Pliocene on three time scales (a) the last million years (b) the last ten thousand years and (c) the last thousand years. The dotted line nominally represents conditions near the beginning of the twentieth century.

2001 IPCC Report



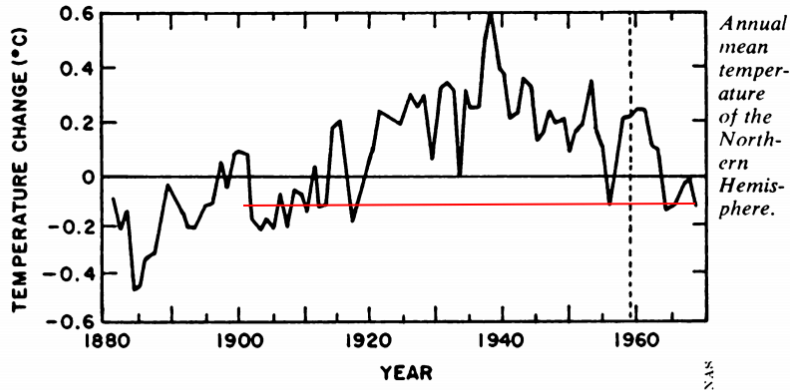
Large Changes Were Made To Earth's History Between 1990 And 2001

2001 IPCC Graph Overlaid On The 1990 IPCC Graph



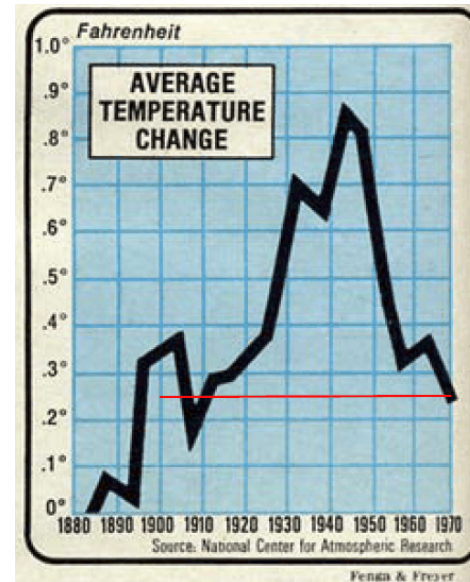
The Hockey Stick Blade Didn't Used To Exist In The Thermometer Record

1975 National Academy Of
Sciences Report



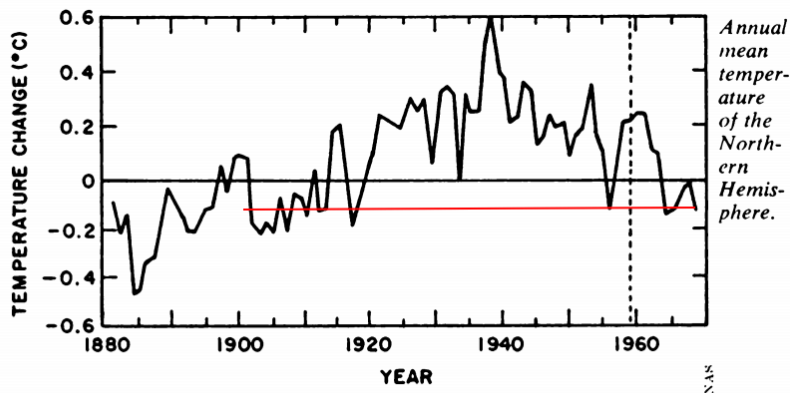
March 1, 1975

1974 NCAR



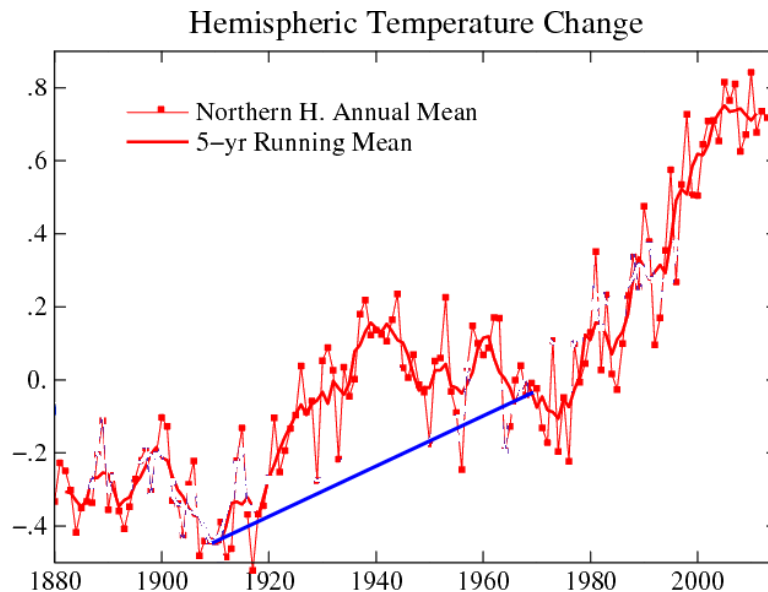
1970 Is Now Much Warmer Than 1910

1975 National Academy Of Sciences
Report
No Net Warming From 1910 To 1970



March 1, 1975

2014 GISS
1970 Much Warmer Than 1910



Which Graph Is Correct?

September 1910 : Almost All Of The
World's Glaciers Were Retreating

RECEDING GLACIERS.

Except over a small area, it is generally understood, the glaciers of the world are retreating to the mountains. The glacier on Mount Sermiento in South America, which descended to the sea when Darwin found it in 1836, is now separated from the shore by a vigorous growth of timber. The Jacobshaven glacier in Greenland has retreated four miles since 1850, and the East glacier in Spitzbergen is more than a mile away from its original terminal moraine. In Scandinavia the snowline is further up the mountains, and the glaciers have withdrawn 3,000ft. from the lowlands in a century. The Araphoe glacier in the Rocky Mountains, with characteristic American enterprise, has been melting at a rapid rate for several years. In the Eastern Alps and one

By 1922, Many Glaciers Had
Disappeared

THE CHANGING ARCTIC.

By GEORGE NICOLAS IFFT.

[Under date of October 10, 1922, the American consul at Bergen, Norway, submitted the following report to the State Department, Washington, D. C.]

Many old landmarks are so changed as to be unrecognizable. Where formerly great masses of ice were found, there are now often moraines, accumulations of earth and stones. At many points where glaciers formerly extended far into the sea they have entirely disappeared.

1940 : Arctic Rapidly Melting Greenland Nearing A Catastrophe

The Courier-Mail (Brisbane, Qld. : 1933 - 1954) (about) ◀ Monday 6 May 1940 ▶



WARMER ARCTIC

Auckland Star, Volume LXXI, Issue 297, 14 December 1940

▶ About this newspaper

▶ View computer-g

WARMER ARCTIC DISAPPEARING ICE. SCIENTISTS' REPORTS. THIRD LESS IN 50 YEARS.

(By THOMAS R. HENRY.)

WASHINGTON

The ice of the Arctic Ocean is melting so rapidly that more than one-third of it has disappeared in fifty years.

Greenland's Climate Becoming Milder

Is the Arctic climate becoming more temperate? Remarkable new information given by the famous Swedish authority, Professor H. W. Ahlmann, in a lecture to the Swedish Geographical Society, suggests that this may be the case.

Professor Ahlmann was speaking on the collated results of his expedition to north-east Greenland, and he stated that the glaciers there showed clear signs of a change towards a warmer climate. As had been observed in other parts of the Arctic, especially in Spitzbergen, the melting had increased rapidly.

By far the largest number of local glaciers in north-east Greenland had receded very greatly during recent decades, and it would not be exaggerating to say that these glaciers were nearing a catastrophe.

Norwegian And Alaskan Glaciers Were Rapidly Disappearing By 1950

News (Adelaide, SA : 1923 - 1954) (about) ◀ Friday 28 July 1950 ▶

HUGE GLACIER DISAPPEARING

Oslo, Thursday.—The Svartisen, or “Black Ice,” glacier in North Norway is melting so rapidly it will have disappeared in 50 years, according to a Tromsø Museum expert.

The Svartisen is one of Norway's three biggest glaciers.—
AAP-Reuters.

Cairns Post (Qld. : 1909 - 1954) (about) ◀ Monday 18 February 1952 ▶ Pa

POLAR ICE THAW INCREASING

GLACIERS SAID TO BE
MELTING

CLEVELAND, Feb. 16 (A.A.P.).—

Dr. William S. Carlson, an Arctic expert, said to-night that the Polar icecaps were melting at an astonishing and unexplained rate and were threatening to swamp seaports by raising the ocean levels.

Dr. Carlson said it would take hundreds of years for the melting to have much effect, but the rate in the last half century had been exceedingly rapid.

“The glaciers of Norway and Alaska are only half the size they were 50 years ago. The temperature around Spitzbergen has so modified that the sailing time has lengthened from three to eight months of the year,” he said.

1958 : New York Times Predicted An Ice-Free Arctic

Some scientists estimate that the polar ice pack is 40 per cent thinner and 12 per cent less in area than it was a half-century ago, and that even within the lifetime of our children the Arctic Ocean may open, enabling ships to sail over the North Pole, as the

The New York Times

Published: October 19, 1958

Copyright © The New York Times

1960's : World Cooling - Glaciers Growing

1961 - Unanimous Global Cooling
Consensus

SCIENTISTS AGREE WORLD IS COLDER

But **Climate Experts** Meeting
Here Fail to Agree on
Reasons for Change

By **WALTER SULLIVAN**

After a week of discussions on the causes of climate change, an assembly of specialists from several continents seems to have reached **unanimous agreement on only one point: it is getting colder.**

The New York Times

Published: **January 30, 1961**

Copyright © The New York Times

1963 - Norwegian Glaciers Growing

The Canberra Times (ACT : 1926 - 1995) (about) Thursday 18 July 1963 ▶

Glaciers Grow In Norway

OSLO (A.A.P.-Reuter). —
Norway's glaciers are in the
process of becoming thicker
again after a period of 200
years of gradually melting
down, according to glaciolo-
gist, Mr. Olav Liestol.

Last year nearly all glaciers
increased by more than one
metre — approximately four
feet.

1969 : Scientists Were Worried About A New Ice Age

Science

Worrying About a New Ice Age

The New York Times

Published: February 23, 1969

Copyright © The New York Times

1971 : NASA Predicted An Ice Age As Early As 2020

U.S. Scientist Sees New Ice Age Coming

The Washington Post, Times Herald (1959-1973) - Washington, D.C.

Author:	By Victor Cohn; Washington Post Staff Writer
Date:	Jul 9, 1971
Start Page:	A4
Pages:	1
Section:	General
Text Word Count:	540

The world could be as little as 50 or 60 years away from a disastrous new ice age, a leading atmospheric scientist predicts. Dr. S. I. Rasool of the National Aeronautics and Space Administration and Columbia University says that:

1972 : Britain's Top Climate Scientist Predicted A New Ice Age

The Windsor Star - Sep 9, 1972 [Browse this newspaper >](#) [Browse all newspapers >](#)

There's a new Ice Age coming!

NORWICH, England (AP) — A new Ice Age is creeping over the Northern Hemisphere, and the rest of this century will grow colder and colder, a British expert on climate says.

Prof. **Hubert Lamb**, director of climate research at the University of East Anglia, had a few comforting thoughts in an interview Sunday:

“The full impact of the new Ice Age will not be upon us for another 10,000 years and even then it will not be as severe as the last great glacial period.

“We are past the best of the inter-glacial period which happened between 7,000 and 3,000 years ago,” he continued.

“Ever since then we have been on a downhill float regarding temperature. There may be a few upward fluctuations from time to time but these are more than offset by the general downward trend.”

Lamb said temperatures have been slowly dipping for the last 20 years.

“We are on a definite downhill course for the next two centuries,” he said. “The last 20 years of this century will be progressively colder. After that the climate may warm up again but only for a short period of decades.”

Lamb said climate changes come in cycles determined by astronomical and physical factors. He said one main cause is the amount of radiation received from the sun.

1974 : Top American Scientists Tried To Warn Nixon About Global Cooling

The Genesis Strategy

Climate and Global Survival.
By Stephen H. Schneider.
With Lynne E. Mesirow.
Illustrated. 419 pp. New York:
Plenum Press. \$14.95.

The Cooling

The New York Times

Published: July 18, 1976

Copyright © The New York Times

Climatologists cannot predict what temperatures we will experience in 1984 (just as an insurance executive cannot predict when John Doe will die). But they can predict what temperature averages and extremes to expect over the next 10, 20, or 30 years (just as the insurance executive can say how many American males will die between now and December). And they are predicting greater fluctuations, and a cooling trend for the northern hemisphere.

India and Pakistan. In 1974 Schneider and Bryson tried to explain to a White House policy-making group why conditions are likely to worsen. One of the most depressing anecdotes in the book is Schneider's description of the deaf ear their warnings received.

1970s : Large Drop In Temperature Arctic Ice Grew 12%

The New York Times

SUNDAY, DECEMBER 29, 1974

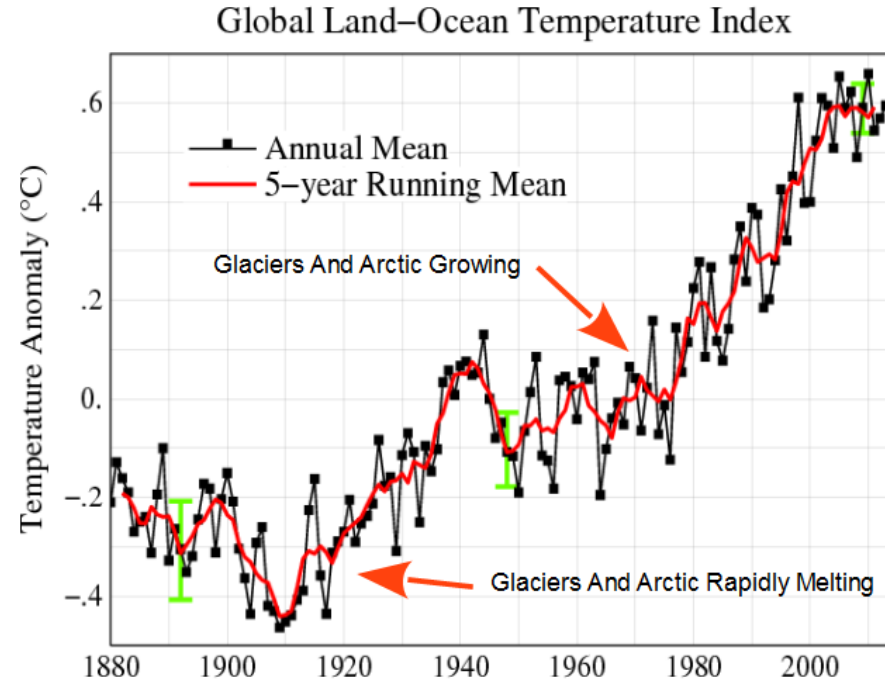
A number of climatologists, whose job it is to keep an eye on long-term weather changes, have lately been predicting deterioration of the benign climate to which we have grown accustomed. They point to signs both great (a steady global cooling trend since World War II) and quaint (the southward retreat from Nebraska of the warmth-loving armadillo) to support their claim that the coming years will feature colder, more erratic weather.

simple matter of scale. Climatologists, who study past climatic variations hundreds or even millions of years in duration, claim that they know a trend when they see one. Meteorologists, who are trying to understand the complex workings of the atmosphere on a minute-by-minute basis, protest that, without a better understanding of basic atmospheric physics, such long-range predictions are just unsubstantiated "hand-waving."

The dispute is of more than academic interest. Even slight climatic changes can force abrupt changes in agricultural patterns; the 1 degree centigrade drop in the annual average temperature worldwide has shortened the growing season in England, for example, by two weeks and caused

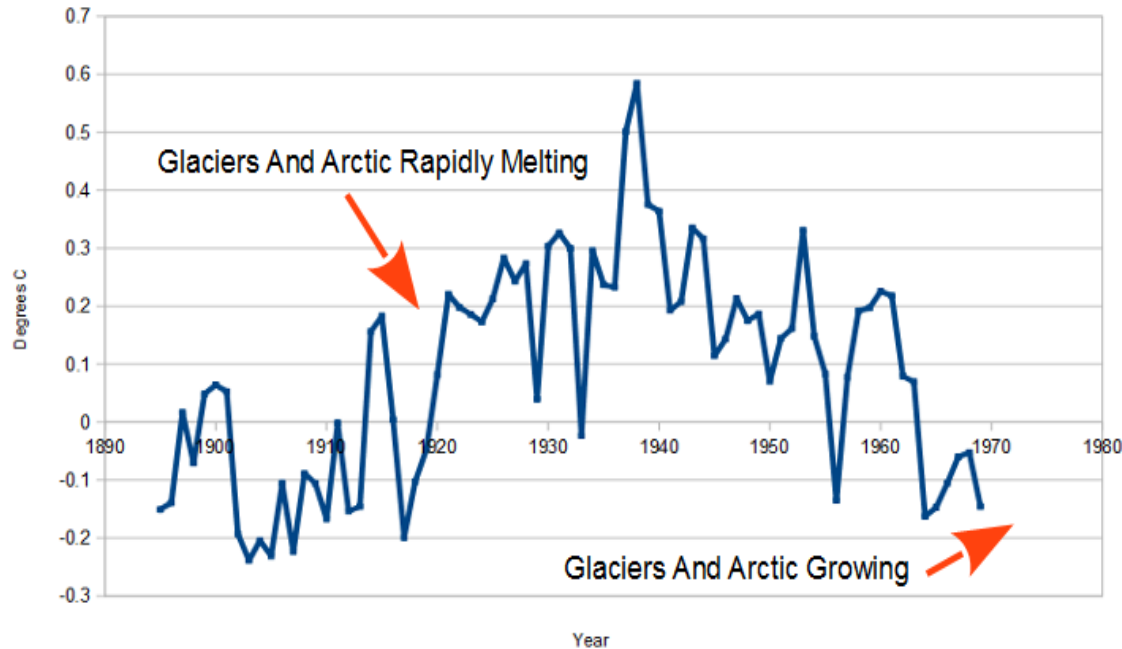
Canada. Poorly understood shifts in high-altitude winds in 1972 are thought to have produced flooding along the eastern seaboard of the United States, irregular monsoon behavior in Asia, and drought in the Ukraine—all at once. During the same year, the mantle of polar ice increased by 12 per cent over previous years, and has not returned to its "normal" size. Sea temperatures in the North Atlantic have dropped, shipping lanes are cluttered with abnormal amounts of ice, and the Gulf Stream has retreated slightly southward.

Has The Freezing Point Of Water Changed Since The 1920's?



1975 Version Shows Good Correlation With Ice Behavior

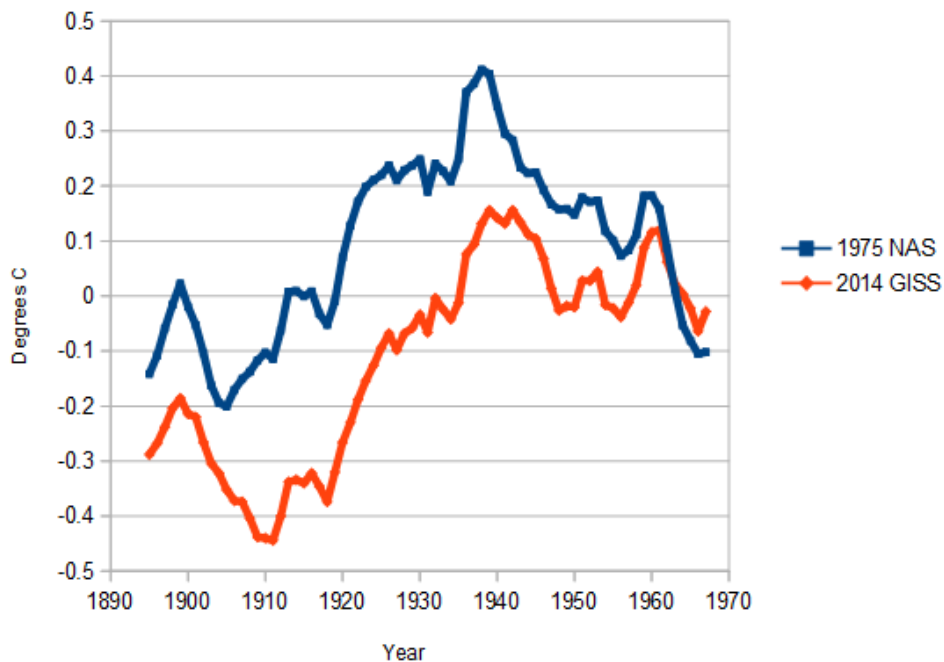
1975 National Academy Of Sciences
Northern Hemisphere Temperature Anomaly



NASA/NOAA Have Dramatically Cooled The Past

Northern Hemisphere Temperature Anomaly

Five Year Mean



The 1940's Blip Has
Been Removed

Scientists Wanted To Get Rid Of The 1940's Blip - Without Even Knowing What Caused It

From: Tom Wigley <wigley@ucar.edu>

To: Phil Jones <p.jones@uea.ac.uk>

Subject: 1940s

Date: Sun, 27 Sep 2009 23:25:38 -0600

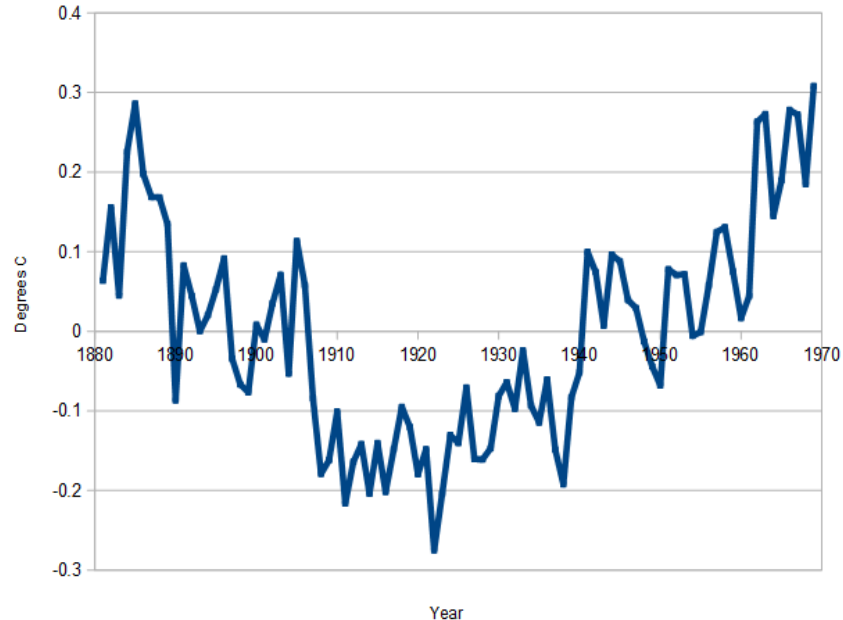
Cc: Ben Santer <santer1@llnl.gov>

It would be good to remove at least part of the 1940s blip, but we are still left with "why the blip".

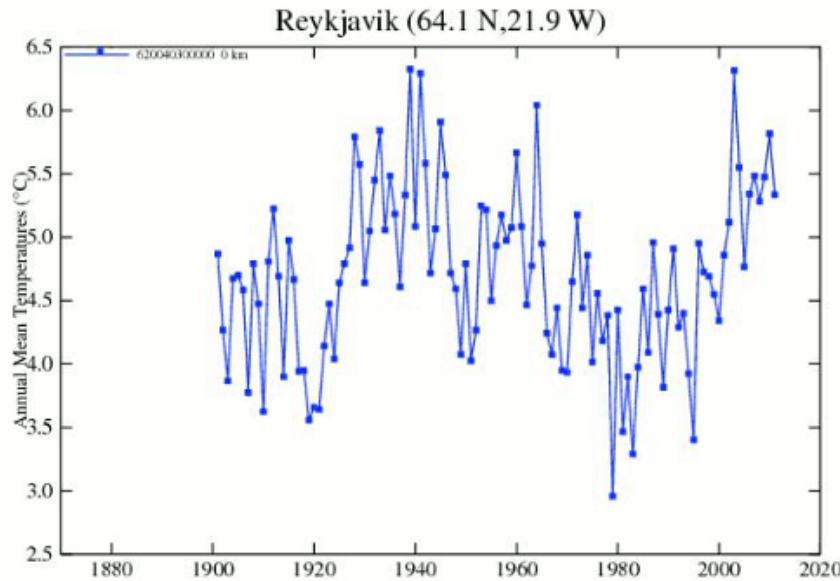
1910-1940 Temperatures Have Been Cooled Nearly 0.5C

GISS 2014 Northern Hemisphere Temperature Anomaly
Minus 1975 National Academy Of Sciences

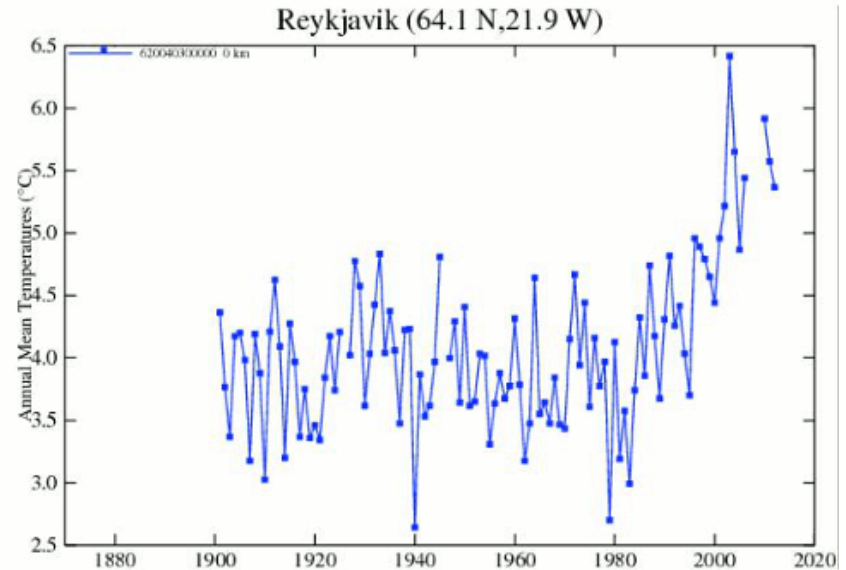
Normalized To The Mean Over The Period



1940's Warmth Has Been Eliminated From Iceland



GISS Version 2



GISS Version 3

The 1940's “Blip” Was Not A Data Error

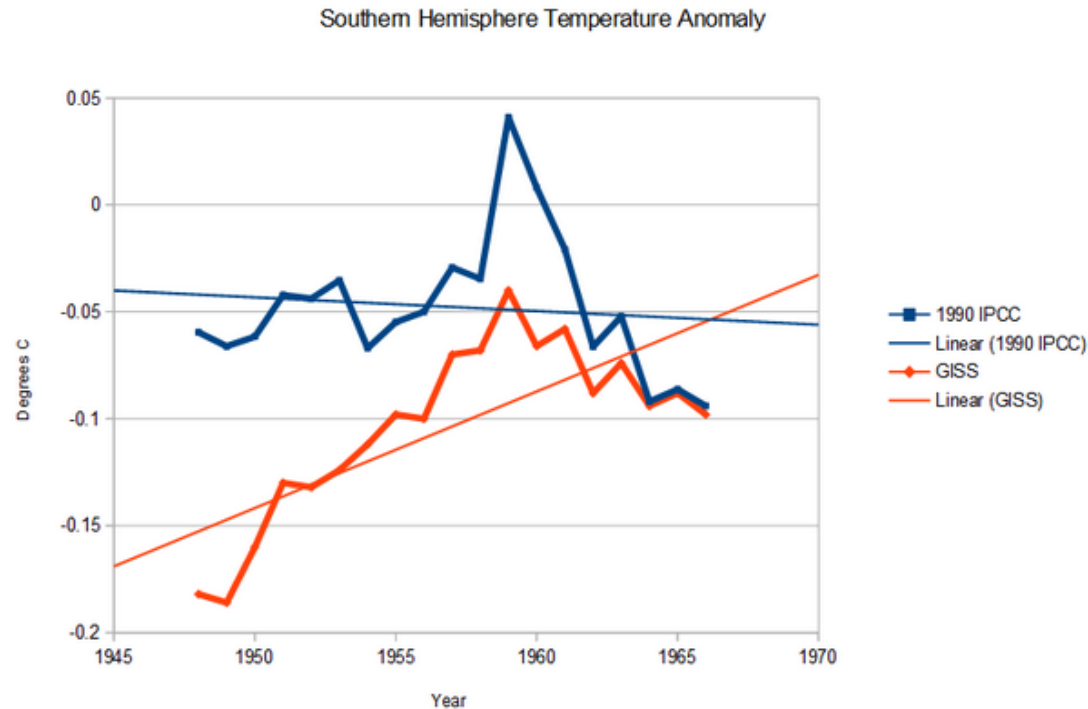
The Courier-Mail (Brisbane, Qld. : 1933 - 1954) (about) ◀ Monday 6 May 1940 ▶

Greenland's Climate Becoming Milder

Is the Arctic climate becoming more temperate? Remarkable new information given by the famous Swedish authority, Professor H. W. Ahlmann.

By far the largest number of local glaciers in north-east Greenland had receded very greatly during recent decades, and it would not be exaggerating to say that these glaciers were nearing a catastrophe.

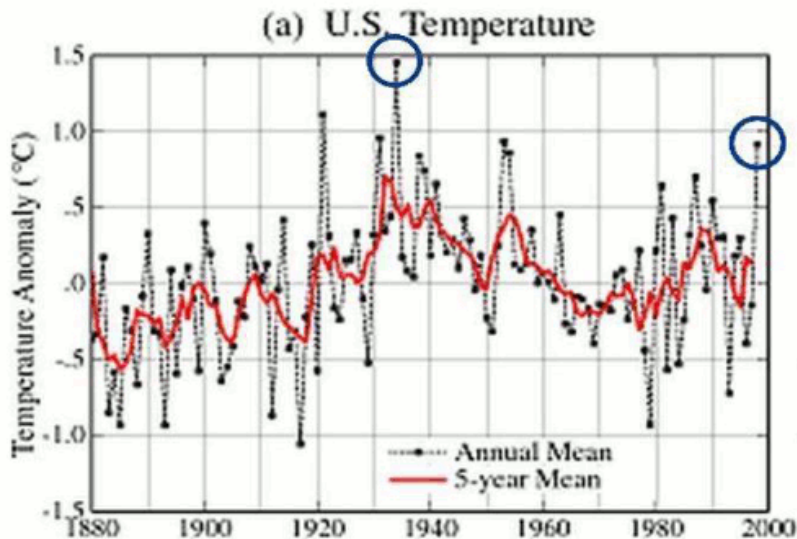
Southern Hemisphere Temperatures Have Been Dramatically Altered



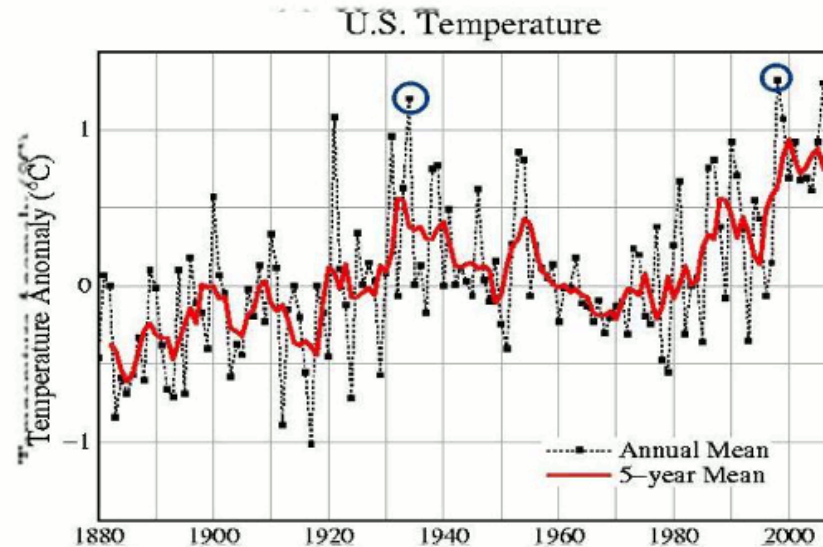
**By Picking The Right Set Of Global
Stations, You Can Generate Any
Shaped Graph You Want**

US Temperatures Have Been Dramatically Altered

1930's Used To Be The Hottest Decade

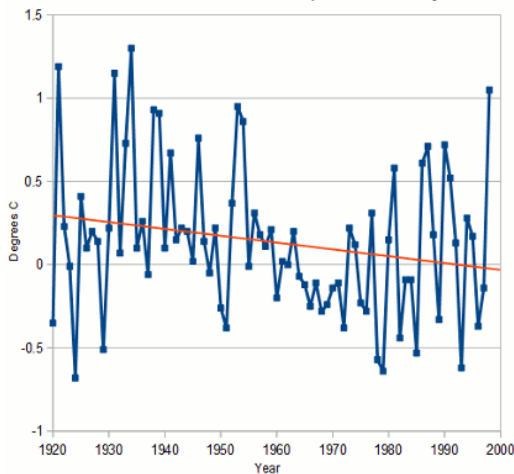


1990's And 1930's Have Been Reversed

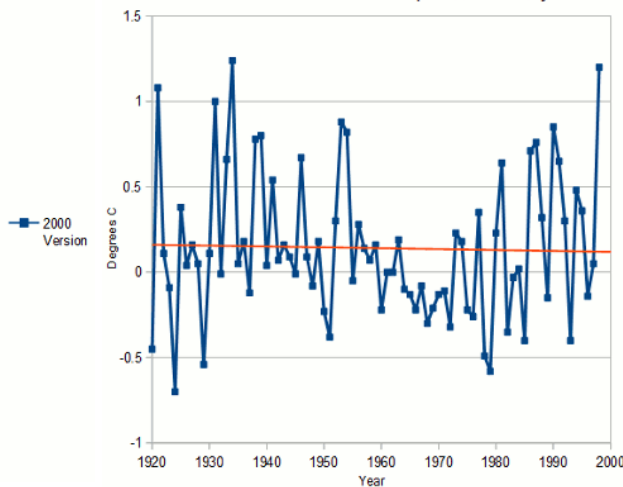


US Temperatures Are Constantly Being Altered

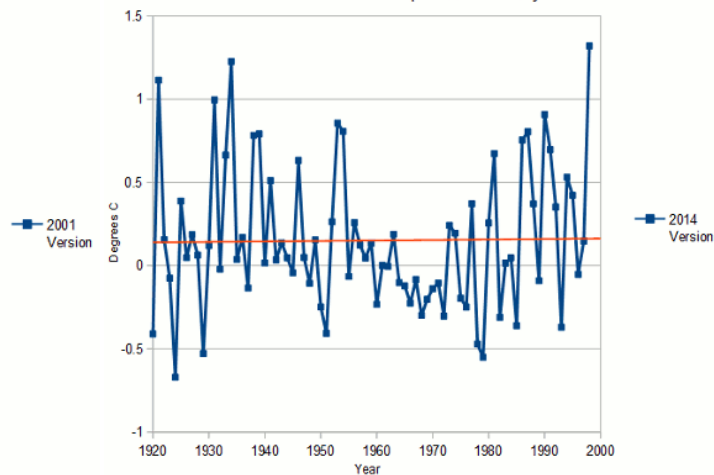
NASA US Temperature Anomaly



NASA US Temperature Anomaly

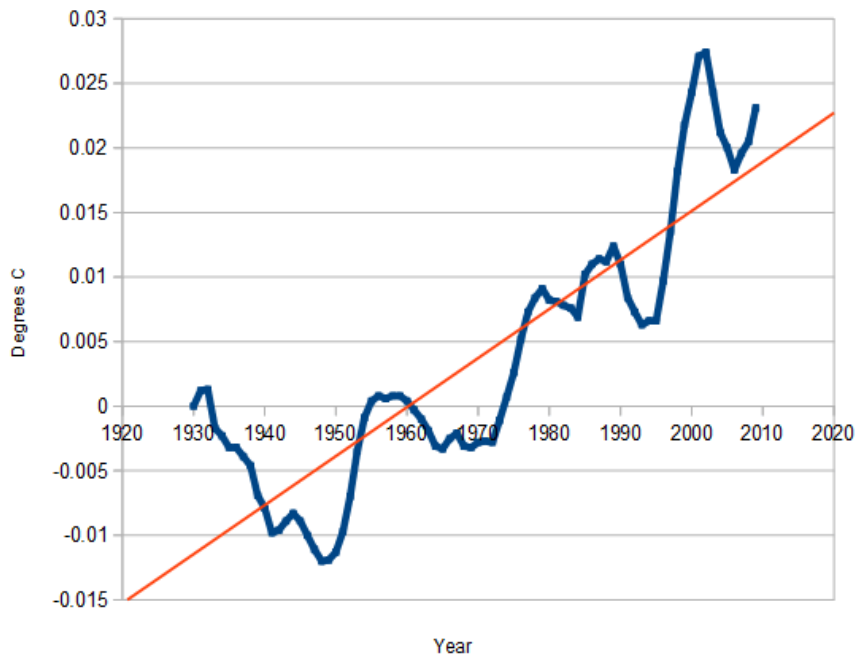


NASA US Temperature Anomaly

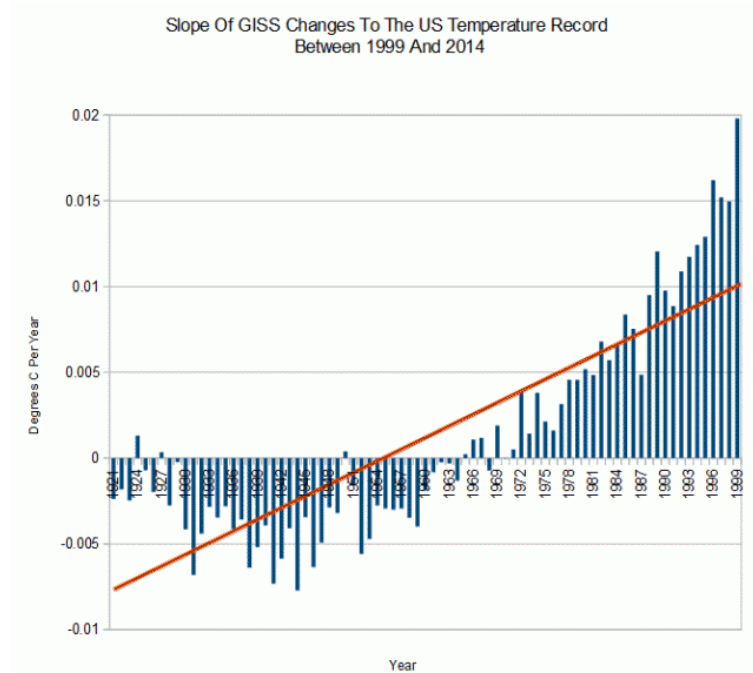


US Temperatures Are Constantly Being Altered

Changes To GISS US Temperature From April 2012 To July 2014

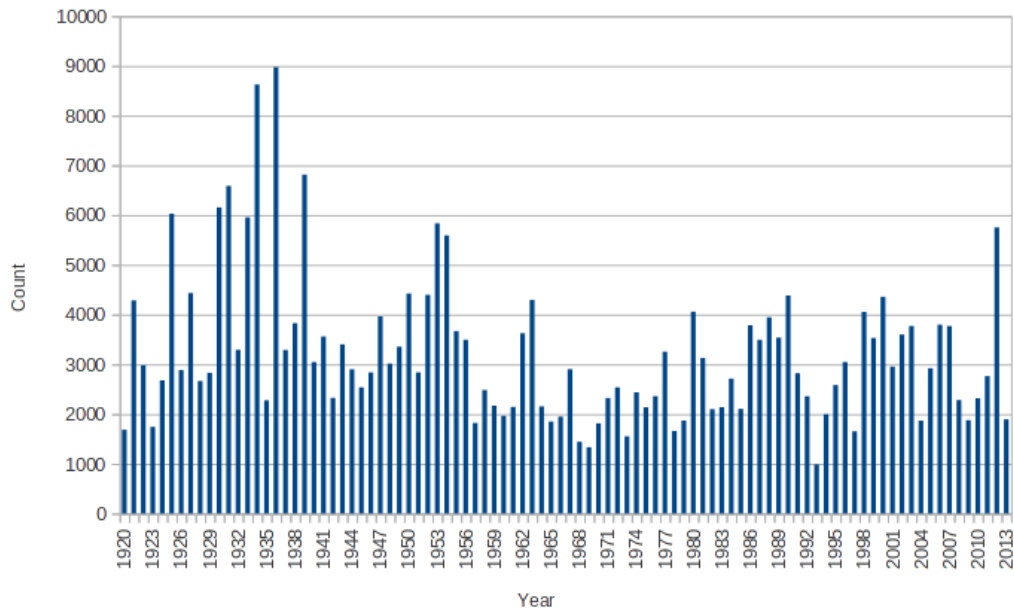


NASA Changes Historical US Temperatures At A Remarkable Rate

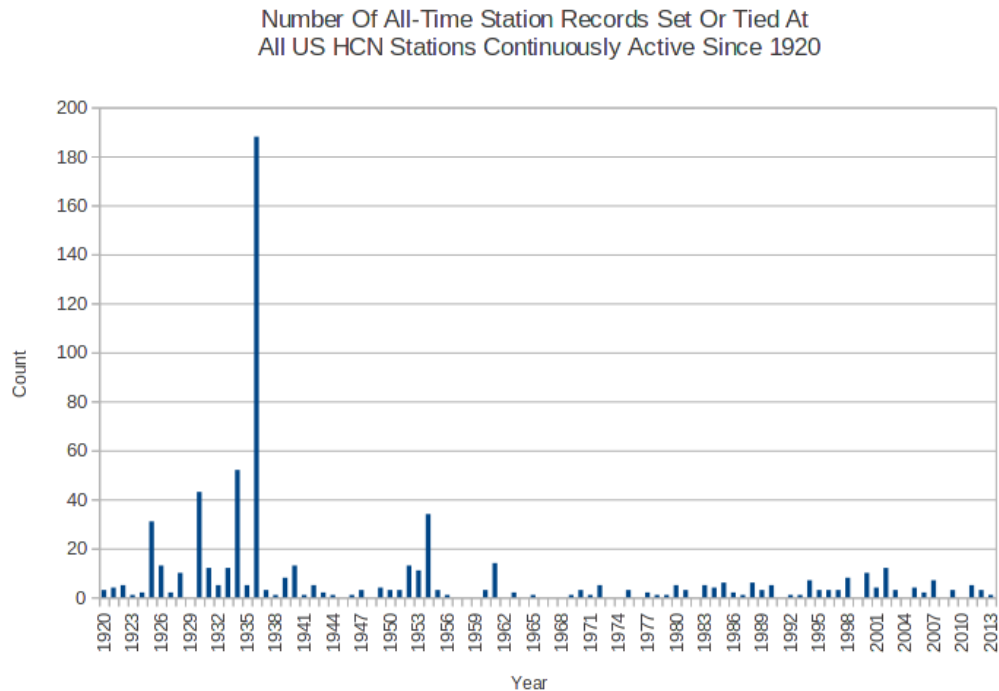


Evidence That The 1930's Were The Hottest Decade

Number Of Daily All-Time Station Records Set Or Tied At
All US HCN Stations Continuously Active Since 1920

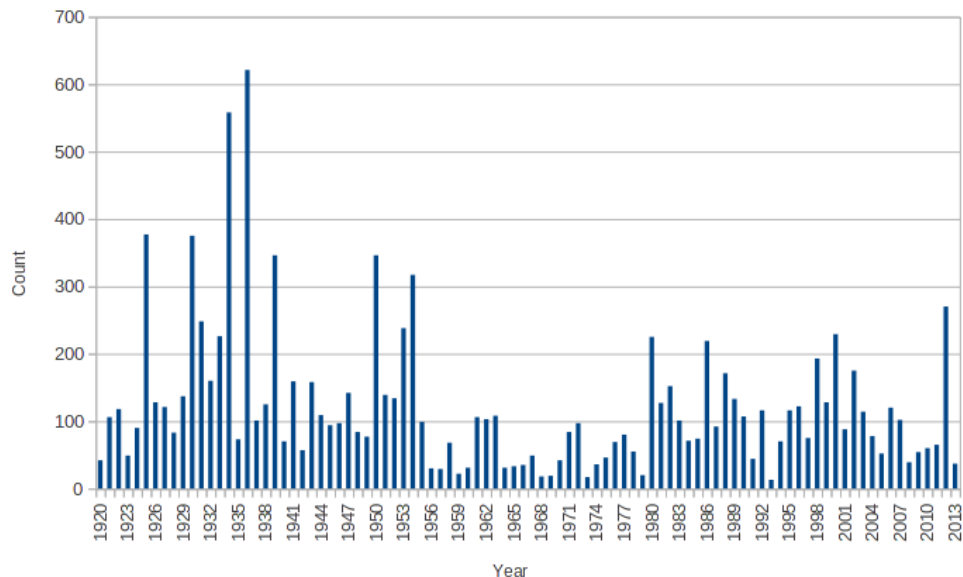


Evidence That The 1930's Were The Hottest Decade



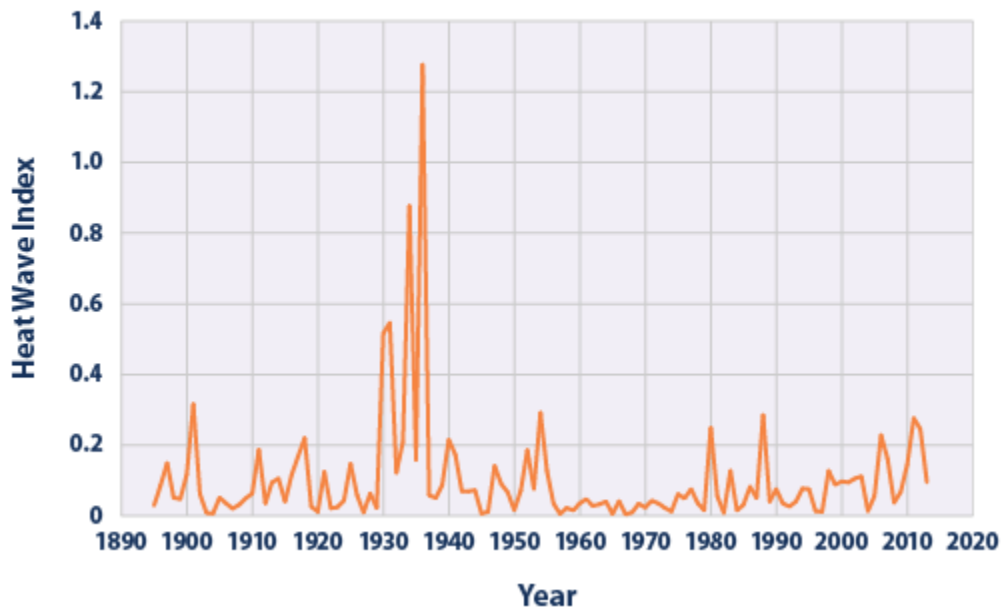
Evidence That The 1930's Were The Hottest Decade

Number Of Monthly Station Records Set Or Tied At
All US HCN Stations Continuously Active Since 1920

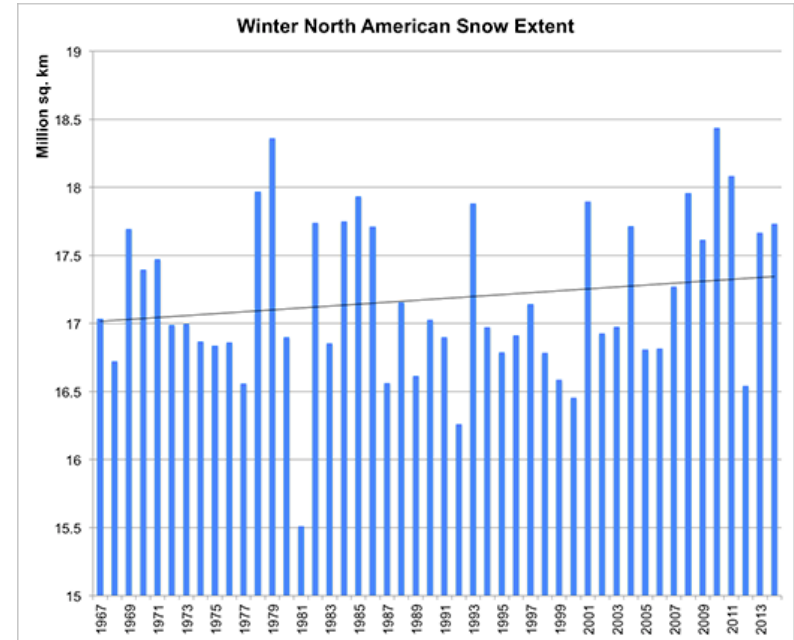
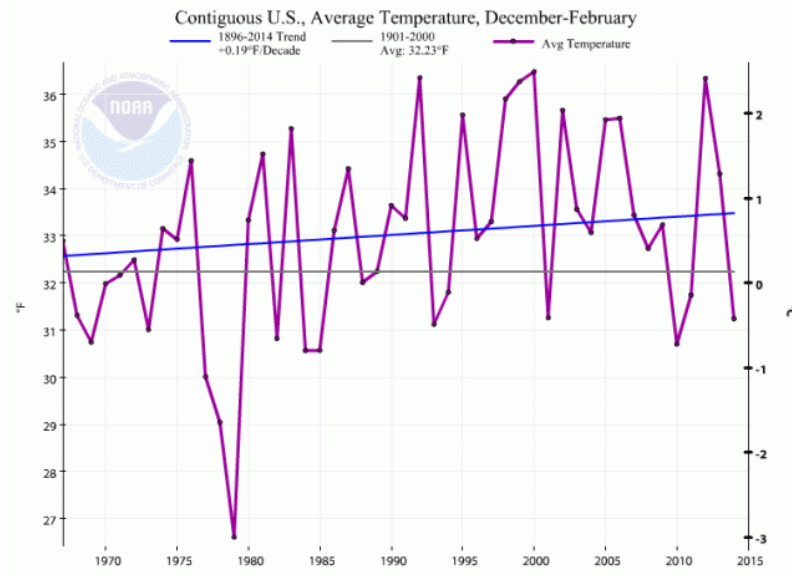


EPA Shows That The Worst US Heatwaves Occurred During The 1930's

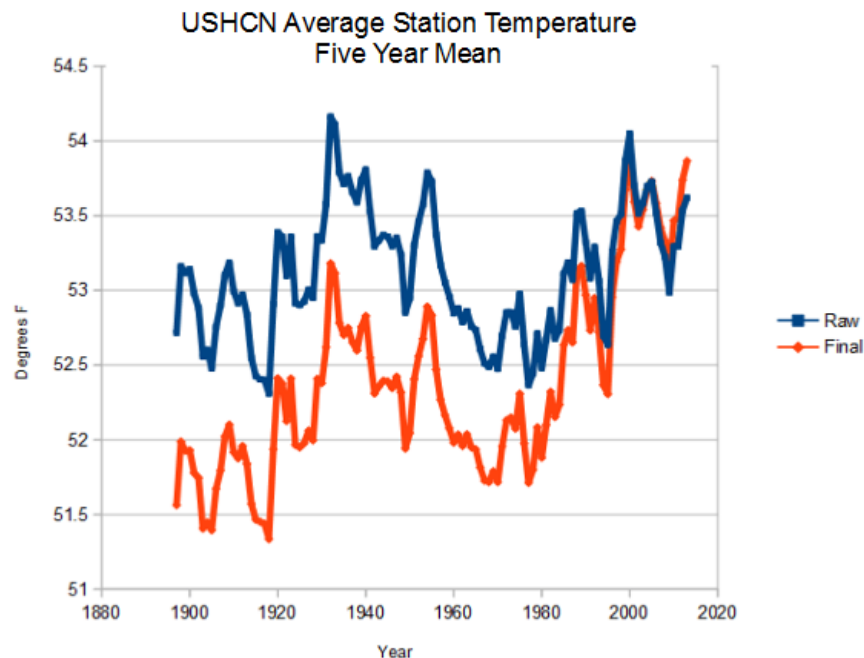
Figure 1. U.S. Annual Heat Wave Index, 1895–2013



NCDC Shows Strong Winter Warming - Yet Winter Snow Extent Is Increasing

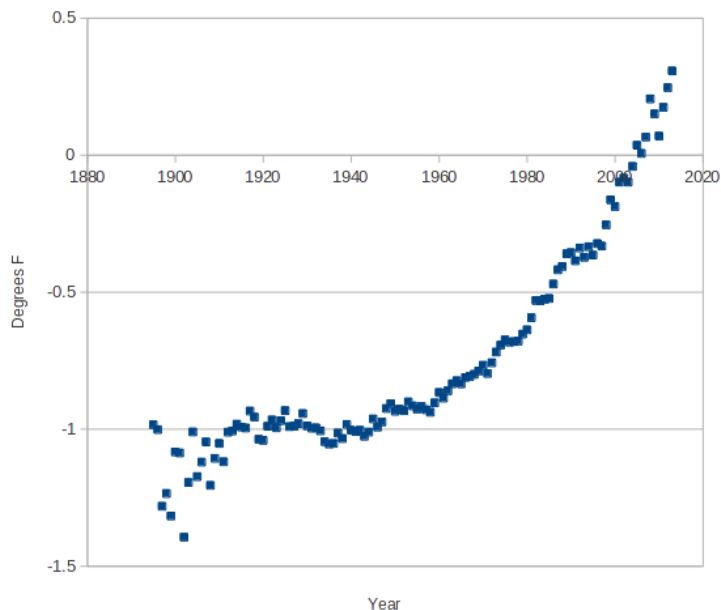


Cooling The Past Has Made The Hot 1930's Disappear

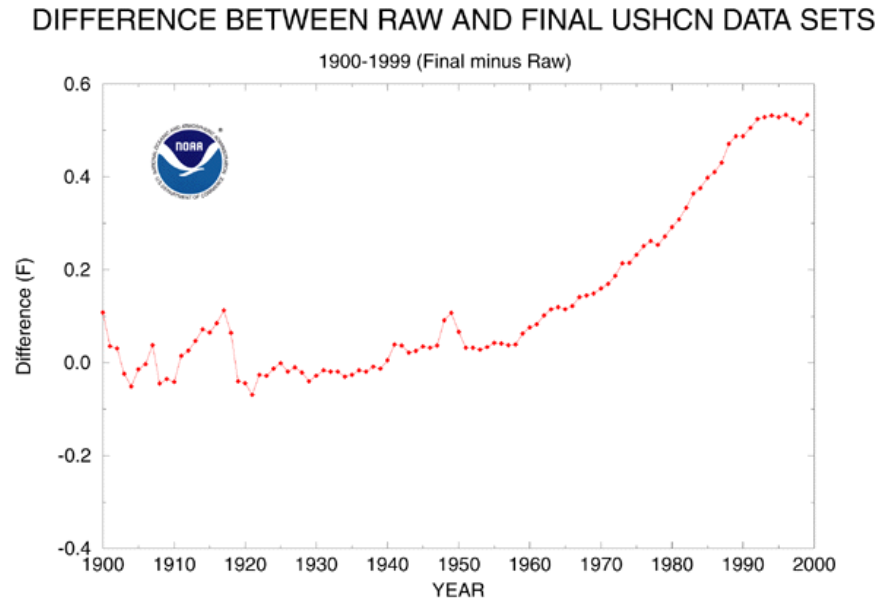


Adjusted USHCN Average Temperature Is Diverging From Measured In A Hockey Stick

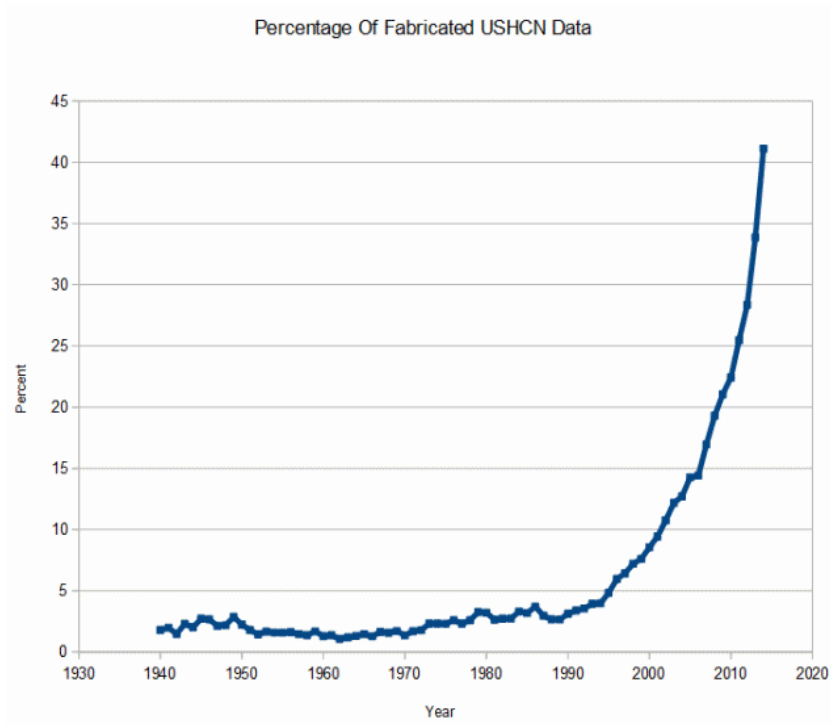
USHCN Final Minus Raw Average Station Temperature



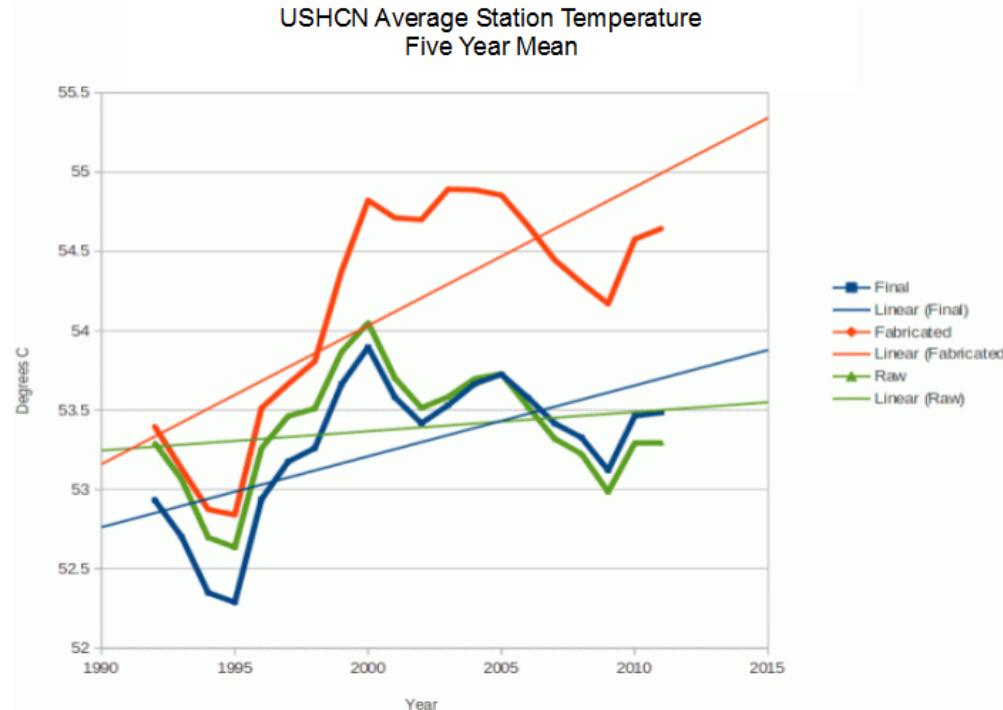
USHCN V1 Showed Much Less Adjustment Than V2 - And Flat After 1990, Yet Same TOBS Algorithm



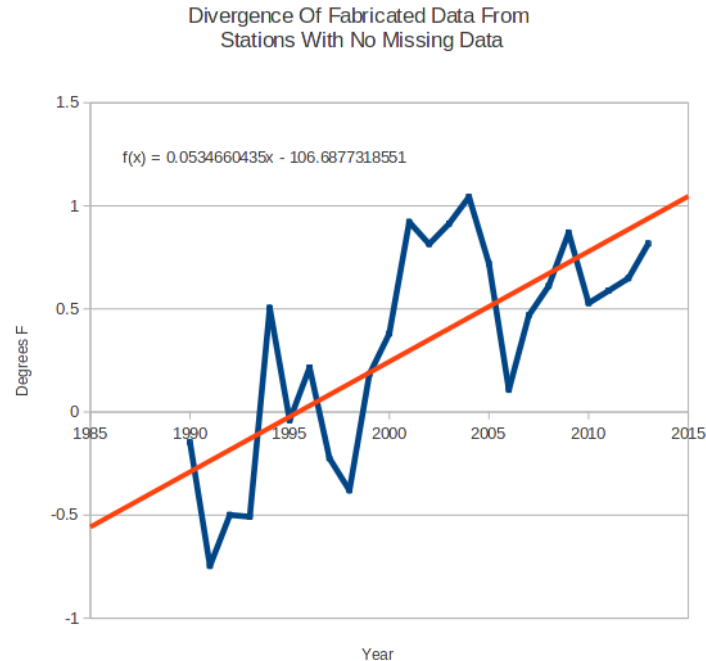
Since 1990, USHCN Has Been Exponentially Losing Station Data



Infilled Temperatures Introduce A Large Warming Bias



Infilled Temperatures Are Diverging From Measured Stations At 5 Degrees Per Century



Is The Surface Temperature Record Credible?

IS NOT HONESTY THE WISEST POLICY ?

JANUARY, 1907.

MONTHLY WEATHER REVIEW.

It is wrong to mutilate or suppress the record of an observation of a phenomenon of nature, but it is also wrong to make a bad use of the record. In fact, it is the misuse of meteorological data, not the observing or publishing, that constitutes a crime against the community. Observation and careful research are to be encouraged as useful. Misrepresentations are to be avoided as harmful. The "Independent Press" as the "Voice of the People" should be not only "Vox Populi" but "Vox Dei", repressing all cheats and hoaxes, defending the truth and the best interests of the whole nation as against the self-interest of a few.—C. A.


herself for thousands of years." Joseph Smagorinsky, director of the laboratory, agrees: "There are all sorts of natural climatic cycles we don't understand yet. One man's trend is simply another man's periodicity—it just depends on whether you are using a telescope or a microscope. To go directly from a hand-waving hypothesis to contingency plans for moving six million people is a little frightening."

Another prominent dissenter is Jule Charney, professor of meteorology at M.I.T.: "I don't think we can predict climate now and I wouldn't trust anyone who said he could. The atmosphere is just too complex to take some of these vague statistics and try to use them to predict with. You can always find a single physical mechanism that will 'cause' one thing or another, but when you take them all together, it just gets too complicated. Worse yet are those 'weather forecasters' who say that they can predict the weather months in advance. Anyone who dares he can tell you more than a few days ahead of time what the weather is going to be is practicing necromancy."

Extra Slides

1799 Jefferson - Webster Global Warming Debate

In his 1787 book, Notes on the State of Virginia, Jefferson launched into a discussion of the climate of both his home state and America as a whole. "A change in our climate...is taking place very sensibly. Both heats and colds are become much more moderate within the memory of the middle-aged. Snows are less frequent and less deep....The elderly inform me the earth used to be covered with snow about three months in every year. The rivers, which then seldom failed to freeze over in the course of the winter, scarcely ever do so now." Concerned about the destructive effects of this warming trend, Jefferson noted how "an unfortunate fluctuation between heat and cold" in the spring has been "very fatal to fruits."



The opposing voices in America's first great debate about global warming was between Thomas Jefferson and Noah Webster in 1799.
Bettmann / Corbis; The Granger Collection, New York

1846 - Aborigines Said White Men Had Ruined Australia's Climate

ON THE CHANGE OF CLIMATE.

The Maitland Mercury March 11, 1846

That great changes have taken place in the climate of Australia all testimonies satisfactorily prove

The aborigines say that the climate has undergone this change since white-man came in country

That great changes have taken place in the climate of Australia all testimonies satisfactorily prove. It is evident to any observer, at some period, the country has been subjected to the mighty action of heavy rains, and of sweeping, deluging floods. The mountains and hills are cut and furrowed into deep ravines; the parting ridges are at acute angles, and frequently washed bare of vegetable mould; and all so precipitous, that the waters are no sooner showered from the blessed heavens than they run off with rapidity and fury through the gullies into the recipient creeks, scarcely leaving a witness of their visit, either as running brook, clear spring, or stagnant pool, a few days, perhaps a few hours, after. The aborigines say that the climate has undergone this change since white-man came in country. "Old-hands" speak positively of creeks, constantly running streams, in their early days of trial, which have now been dry for several years.

Australia's Cycles Of Flood And Drought Since 1789

THE CLIMATE OF AUSTRALIA.

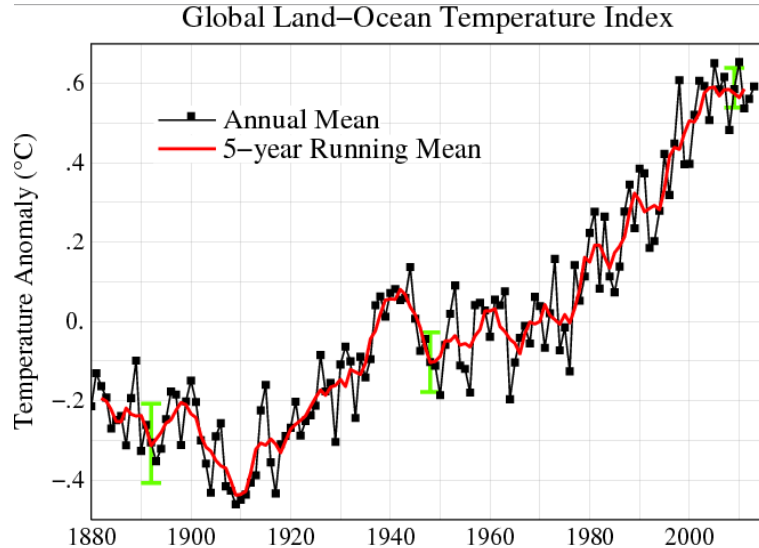
Empire - Sydney October 13, 1868

*From observations made by those who have had the best opportunities of forming a correct opinion, **there is little doubt that Australia is subject to long periods during which dry seasons prevail, and again, intervals of some years, in which there is a prevalence of floods***

Empire (Sydney, NSW : 1850 - 1875) [about](#) [Tuesday 13 October 1868](#)

DRY PERIOD.	
1789	Drought
1791	Drought
1797	Drought
WET PERIOD.	
1799	Flood
1800	Flood
1801	Flood
1803	Flood
1806	Flood
1808	Flood
1809	Flood
1810	Flood
1811	Do., slight drought
1812	Flood
1814	Severe drought
1815	Severe drought
1816	Flood
1817	Flood
1818	Slight drought
1819	Flood
1820	Flood
1821	Flood
DRY PERIOD.	
1823	Slight drought
1824	Slight drought
1826	Flood
1827	Do., severe drought
1828	Severe drought
1829	Severe drought
1830	Flood
1831	Flood
1832	Flood
1835	Slight drought
1836	Slight drought
1837	Extreme drought
1838	Extreme drought
1839	Extreme drought
1840	Flood
1841	Slight drought

During NASA's Coldest Year On Record (1910) Almost All Of The World's Glaciers Were Receding



RECEDING GLACIERS.

Except over a small area, it is generally understood, the glaciers of the world are retreating to the mountains. The glacier on Mount Sermiento in South America, which descended to the sea when Darwin found it in 1836, is now separated from the shore by a vigorous growth of timber. The Jacobshaven glacier in Greenland has retreated four miles since 1850, and the East glacier in Spitzbergen is more than a mile away from its original terminal moraine. In Scandinavia the snow-line is further up the mountains, and the glaciers have withdrawn 3,000ft. from the lowlands in a century. The Aarphoe glacier in the Rocky Mountains, with characteristic American enterprise, has been melting at a rapid rate for several years. In the Eastern Alps and one

1940's : Arctic Rapidly Melting Fears Of Sea Level Rise

WARMER ARCTIC

Auckland Star, Volume LXXI, Issue 297, 14 December 1940

► About this newspaper

► View computer-g

WARMER ARCTIC DISAPPEARING ICE. SCIENTISTS' REPORTS. THIRD LESS IN 50 YEARS.

(By THOMAS R. HENRY.)

WASHINGTON

The ice of the Arctic Ocean is melting so rapidly that more than one-third of it has disappeared in fifty years.

POLAR ICE THAW INCREASING

GLACIERS SAID TO BE MELTING

CLEVELAND, Feb. 16 (A.A.P.).—Dr. William S. Carlson, an Arctic expert, said to-night that the Polar icecaps were melting at an astonishing and unexplained rate and were threatening to swamp seaports by raising the ocean levels.

Dr. Carlson said it would take hundreds of years for the melting to have much effect, but the rate in the last half century had been exceedingly rapid.

"The glaciers of Norway and Alaska are only half the size they were 50 years ago. The temperature around Spitzbergen has so modified that the sailing time has lengthened from three to eight months of the year," he said.

1958 : New York Times Predicted An Ice-Free Arctic

Some scientists estimate that the polar ice pack is 40 per cent thinner and 12 per cent less in area than it was a half-century ago, and that even within the lifetime of our children the Arctic Ocean may open, enabling ships to sail over the North Pole, as the

The New York Times

Published: October 19, 1958

Copyright © The New York Times

1969 : Scientists Were Worried About A New Ice Age

Science

Worrying About a New Ice Age

The New York Times

Published: February 23, 1969

Copyright © The New York Times

1971 : NASA's Top Climate Scientist Predicted An Ice Age By The 2020's

U.S. Scientist Sees New Ice Age Coming

The Washington Post, Times Herald (1959-1973) - Washington, D.C.

Author:	By Victor Cohn; Washington Post Staff Writer
Date:	Jul 9, 1971
Start Page:	A4
Pages:	1
Section:	General
Text Word Count:	540

The world could be as little as 50 or 60 years away from a disastrous new ice age, a leading atmospheric scientist predicts. Dr. S. I. Rasool of the National Aeronautics and Space Administration and Columbia University says that:

1972 : Scientist Predicted An Ice-Free Arctic By The Year 2000

THE TUSCALOOSA NEWS Thursday, May 18, 1972 23

Arctic Ocean To Be Ice-Free By Year 2000?

WASHINGTON (AP)—Arctic specialist Bernt Balchen says a general warming trend over the North Pole is melting the polar ice cap and may produce an ice-free Arctic Ocean by the year 2,000.

1978 : Experts Said No End In Sight To The 30 Year Cooling Trend

International Team of Specialists Finds No End in Sight
to 30-Year Cooling Trend in Northern Hemisphere

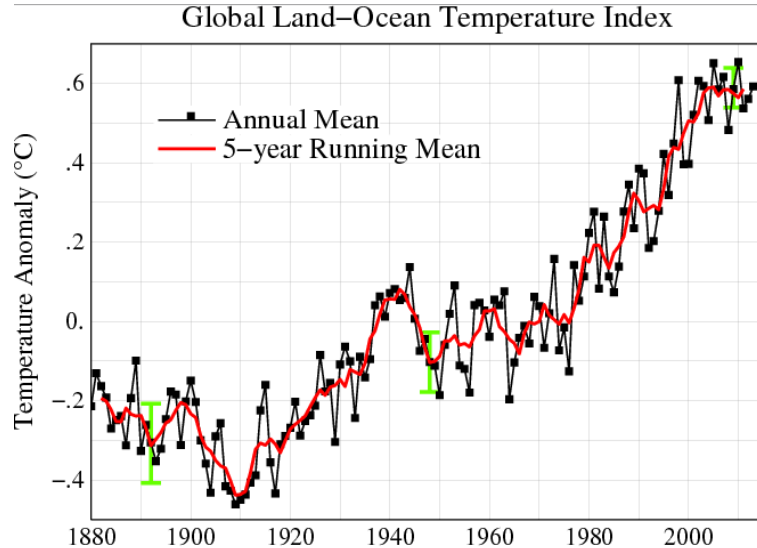
An international team of specialists has concluded from eight indexes of climate that there is no end in sight to the cooling trend of the last 30 years, at least in the Northern Hemisphere.

The New York Times

Published: January 5, 1978

Copyright © The New York Times

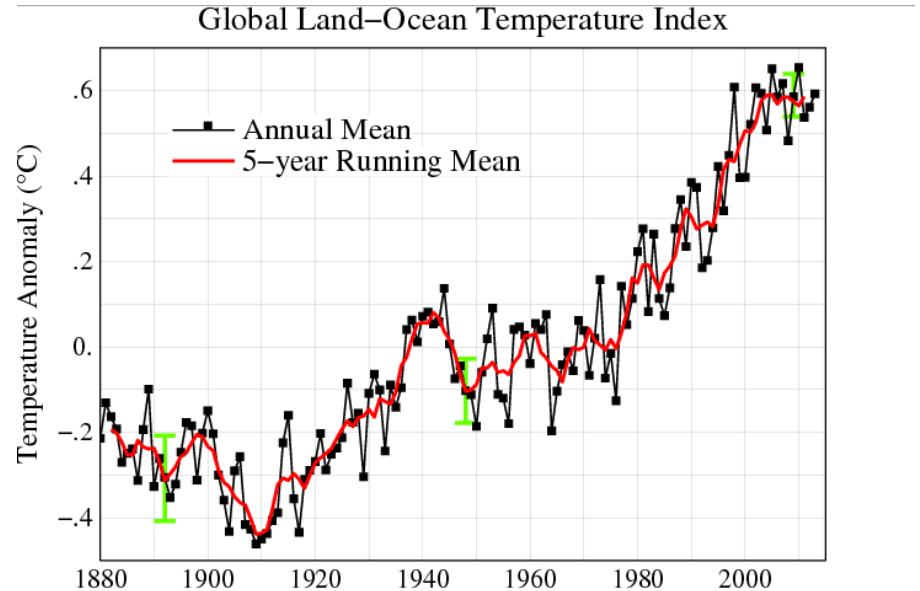
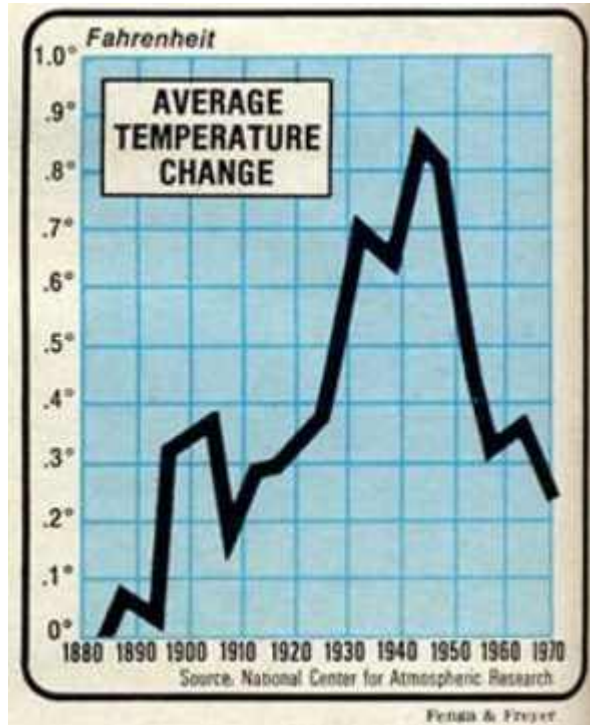
Is The Climate Changing, Or Is The Data Changing?



1978 : Experts Said No End In Sight To The 30 Year Cooling Trend

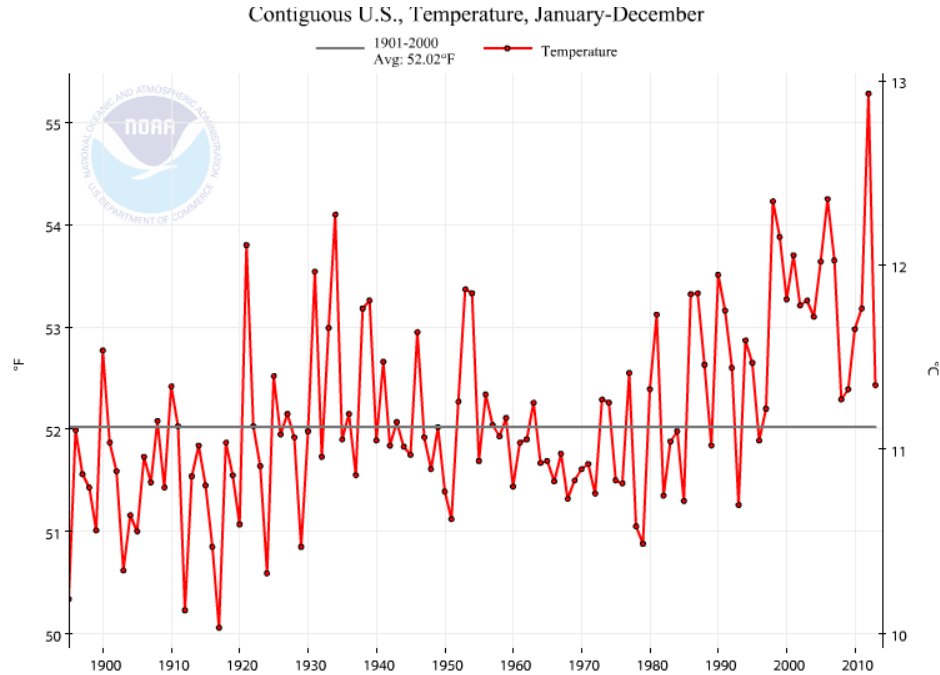
International Team of Specialists Finds No End in Sight to 30-Year Cooling Trend in Northern Hemisphere

In 1974 NCAR Showed A Sharp Cooling After 1940

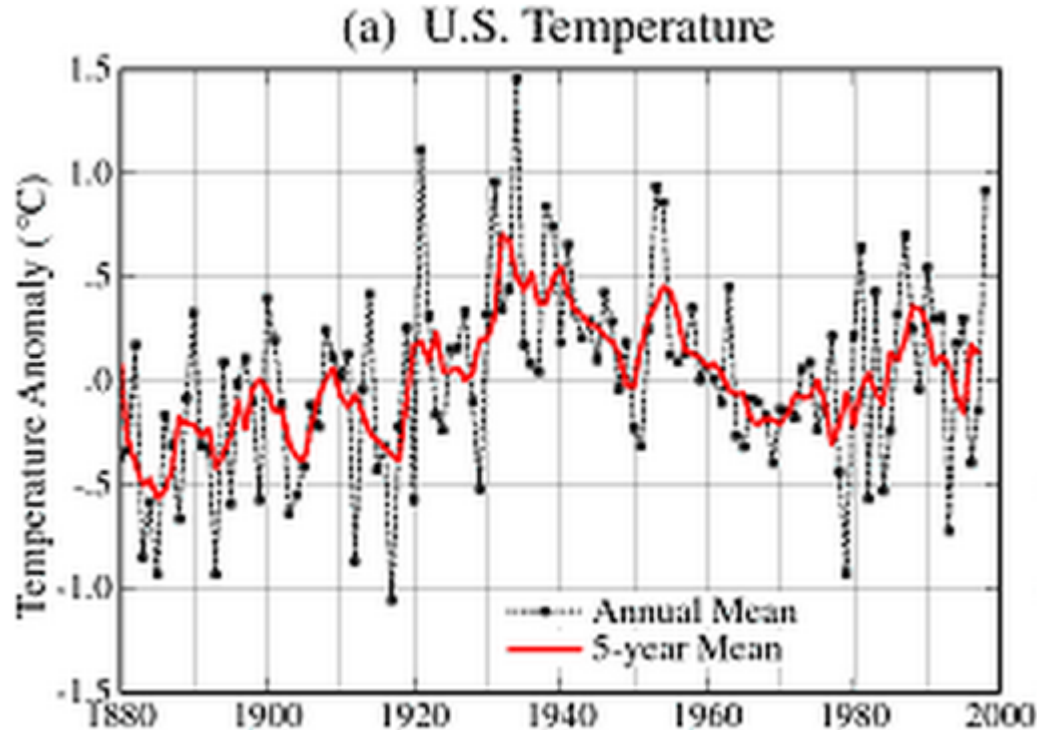


Most Of That Cooling Has Disappeared
From NASA Graphs

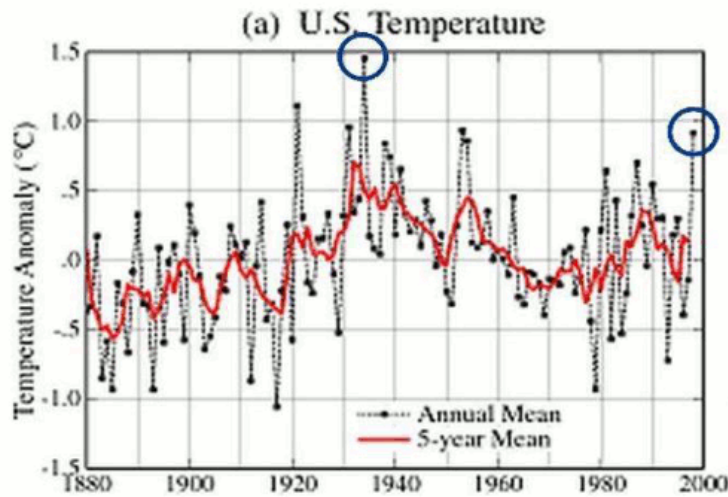
NOAA Shows Rapid Warming In The US Since 1970



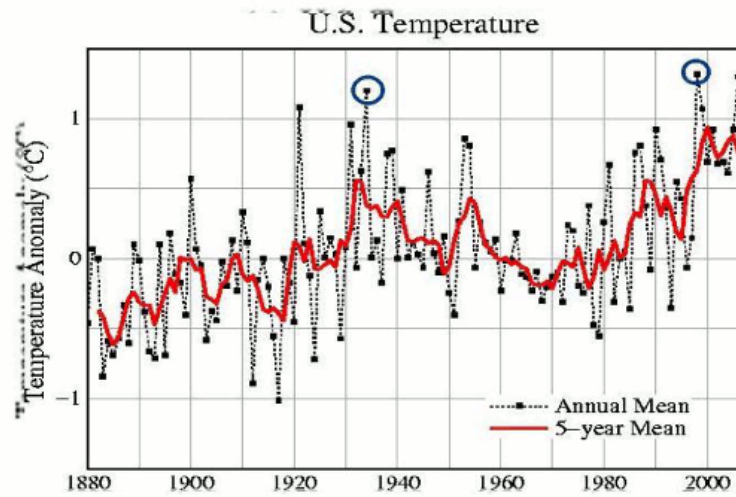
As of 1999, NASA Showed The US Cooling Since The 1930's



Around The Year 2000, NASA Made Dramatic Changes To The US Temperature Record

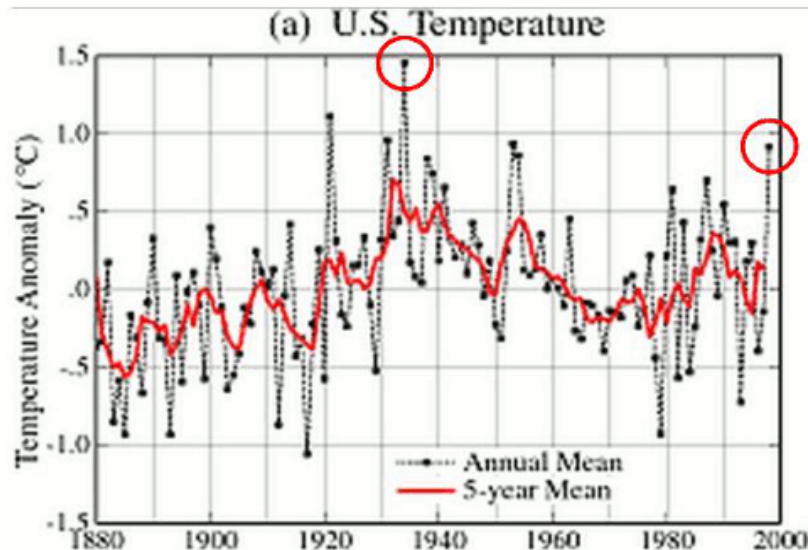


1999 NASA US temperature graph

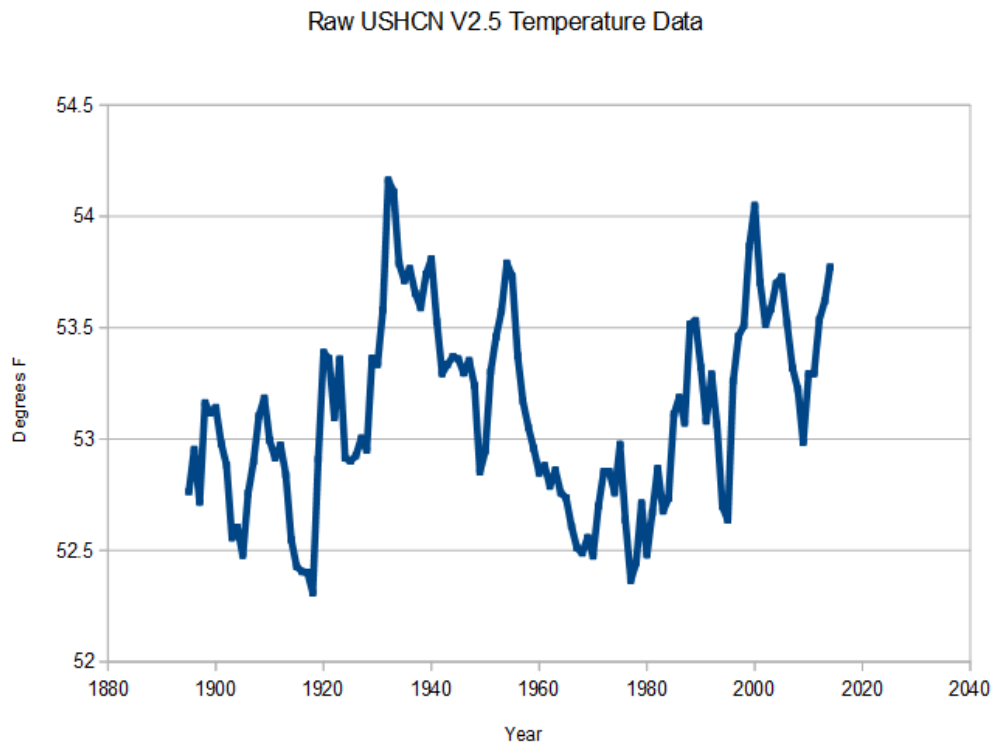


2013 version : the 1930's have gotten cooler, and the 1990's have gotten warmer

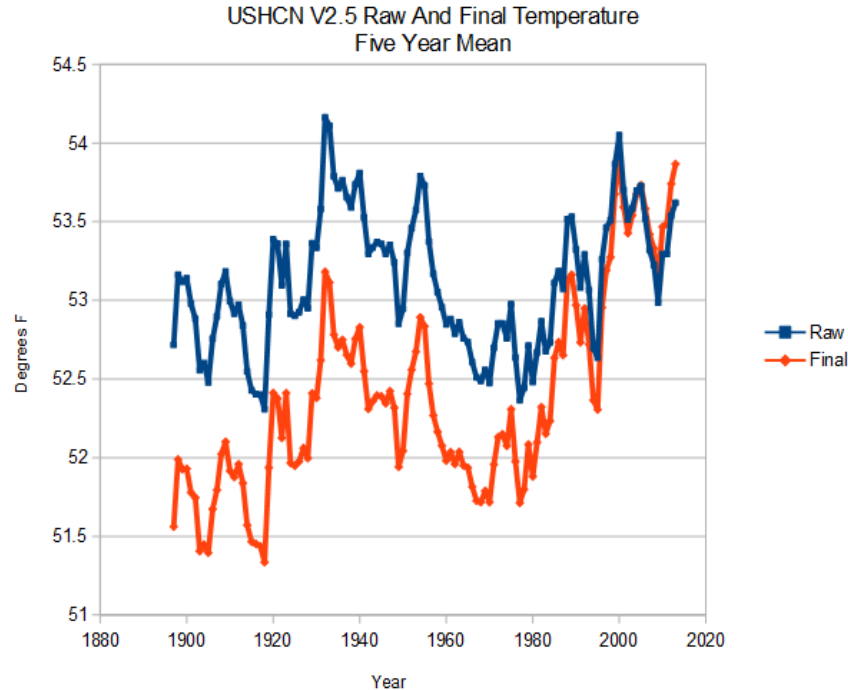
Around The Year 2000, NASA Made Dramatic Changes To The US Temperature Record



Measured NOAA US Temperatures



Cooling The Past Creates The Appearance Of Warming



NASA's Top Climatologist Said In 1999 That The US Was Not Warming

Empirical evidence does not lend much support to the notion that climate is headed precipitately toward more extreme heat and drought.

...in the U.S. there has been little temperature change in the past 50 years, the time of rapidly increasing greenhouse gases — in fact, there was a slight cooling throughout much of the country

James Hansen, NASA 1999

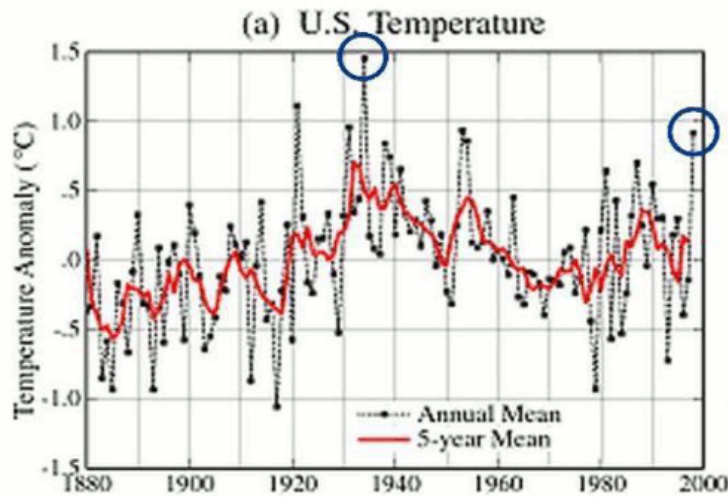
NOAA And CRU Said In 1989 That The US Was Not Warming

Last week, scientists from the United States Commerce Department's National Oceanic and Atmospheric Administration said that a study of temperature readings for the contiguous 48 states over the last century showed there had been no significant change in average temperature over that period.

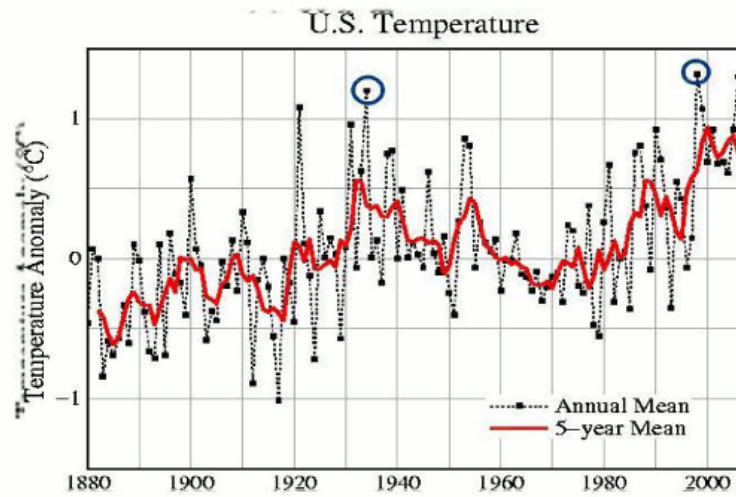
Dr. (Phil) Jones (CRU) said in a telephone interview today that his own results for the 48 states agreed with those findings.

New York Times - February 4, 1989

Around The Year 2000, NASA Made Dramatic Changes To The US Temperature Record

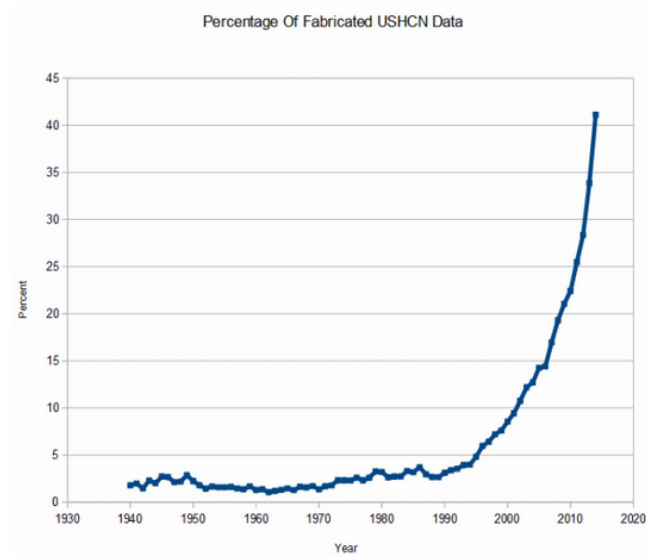


1999 NASA US temperature graph

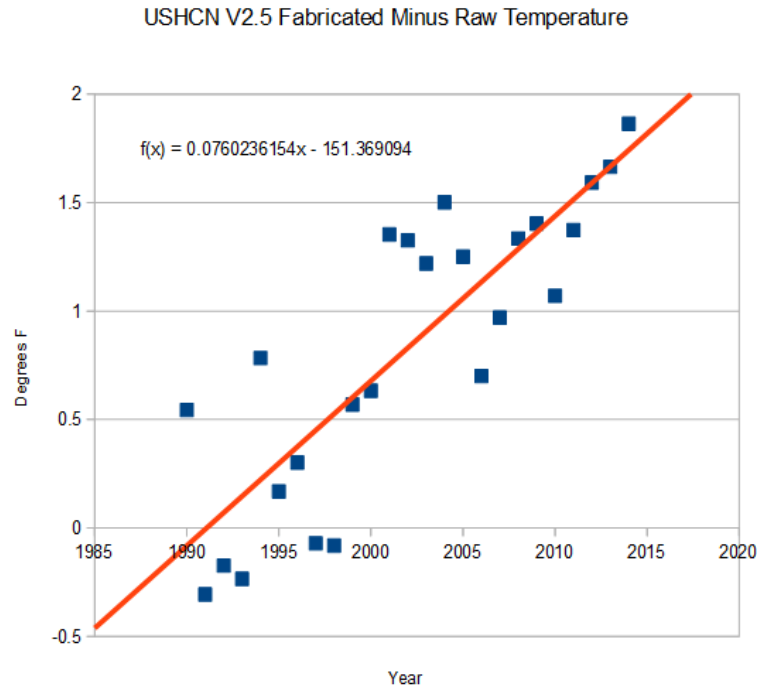


2013 version : the 1930's have gotten cooler, and the 1990's have gotten warmer

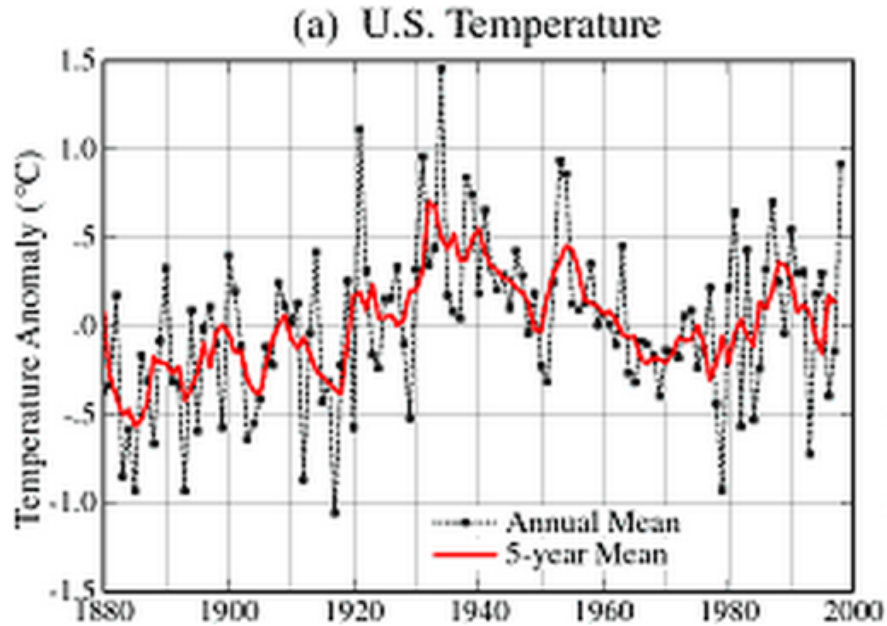
Almost Half Of US Temperature Data Is Now Fabricated With No Underlying Raw Data



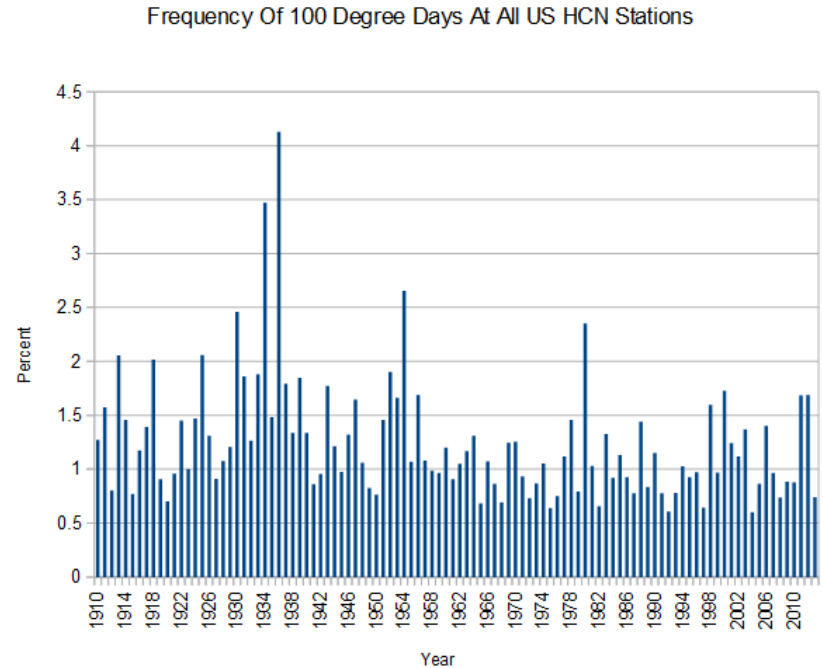
Fabricated Data Creates A Warming Bias Of Almost 8 Degrees/ Century



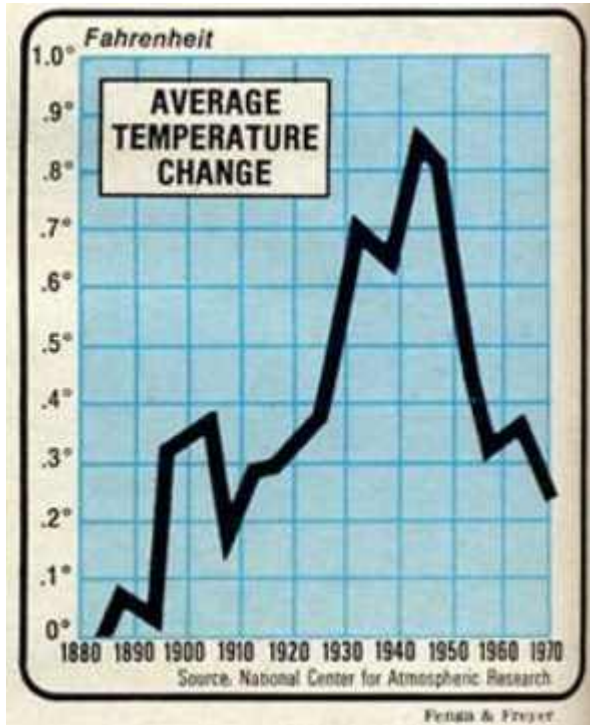
Does The Data Need To Be Adjusted?



1999 NASA US temperature graph



Climategate E-Mails Show Scientists Wanted To Remove The “1940’s Blip”



From: Tom Wigley <wigley@ucar.edu>

To: Phil Jones <p.jones@uea.ac.uk>

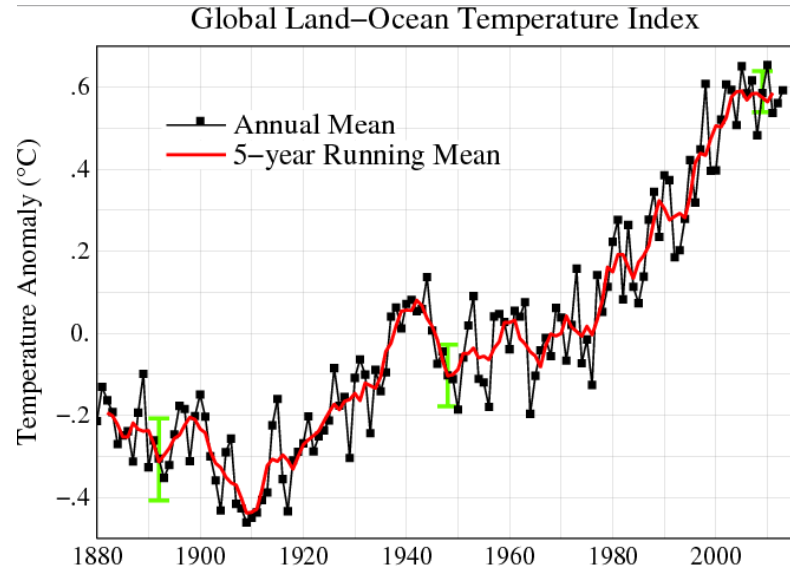
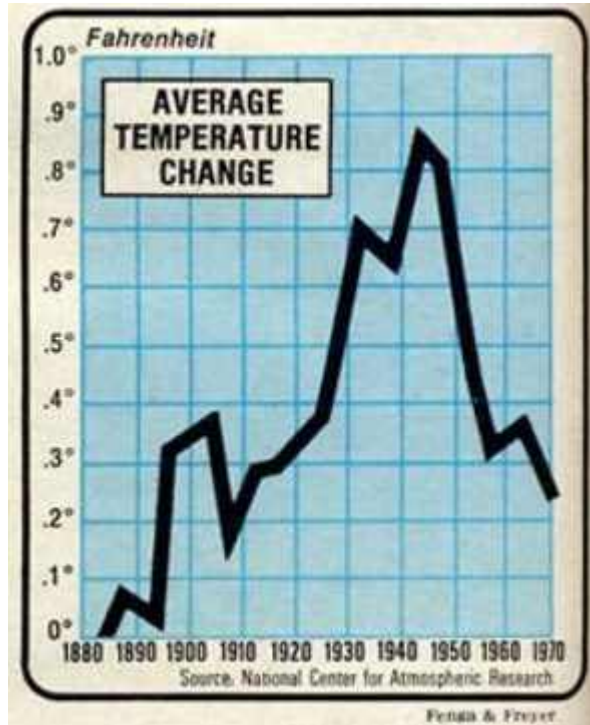
Subject: 1940s

Date: Sun, 27 Sep 2009 23:25:38 -0600

Cc: Ben Santer <santer1@llnl.gov>

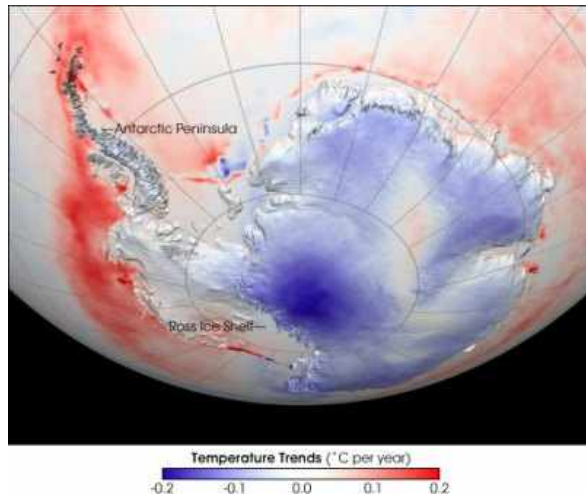
It would be good to remove at least part of the 1940s blip, but we are still left with “why the blip”.

Most Of The “1940’s Blip” Has Been Removed

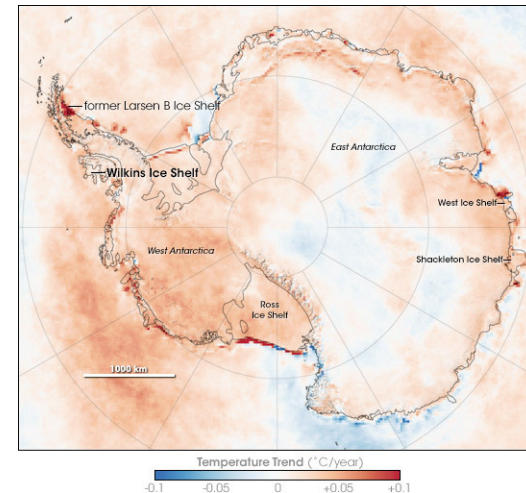


NASA : Antarctica Suddenly Changed From Cooling To Warming

Shindell and Schmidt 2004 : While most of the Earth warmed rapidly during recent decades, surface temperatures decreased significantly over most of Antarctica.




2006 Version



What Data Can We Trust? Satellites

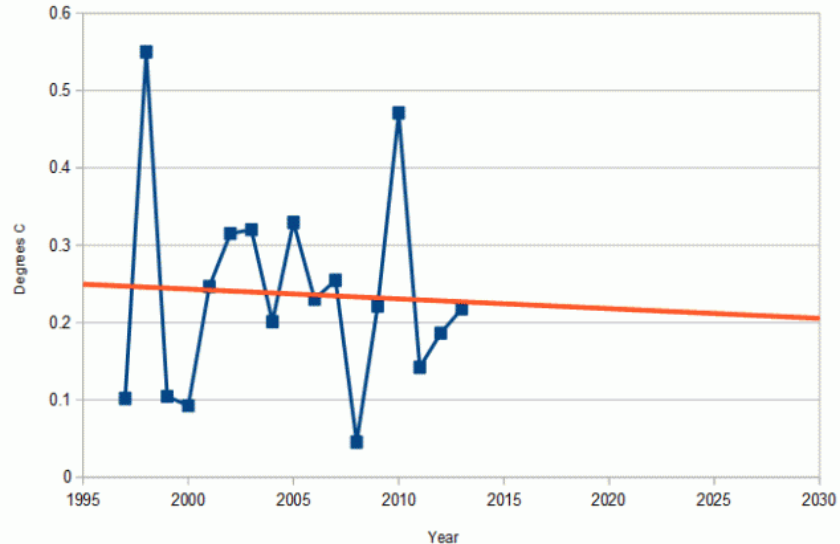
The Canberra Times (ACT : 1926 - 1995) (about) Sunday 1 April 1990

Global Warming



A report issued by the U.S. space agency NASA concluded that there has been no sign that the greenhouse effect increased global temperatures during the 1980s. Based on satellite analysis of the atmosphere between 1,500 and 6,000 metres above sea level, the report said that the study found "a seemingly random pattern of change from year to year." While several government and university meteorologists around the world have concluded that average surface temperatures have increased significantly in recent years, the report's authors said that their satellite analysis of the upper atmosphere is more accurate, and should be adopted as the standard way to monitor global temperature change.

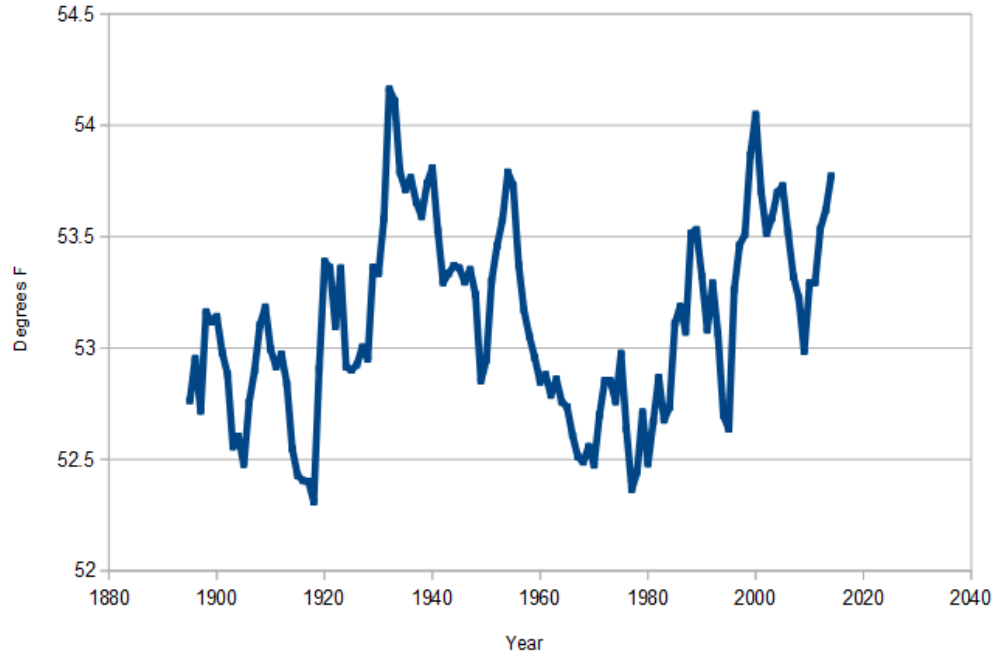
RSS Global TLT Anomaly Extrapolated Out To 2030



President Obama says we should think about the children of 2030

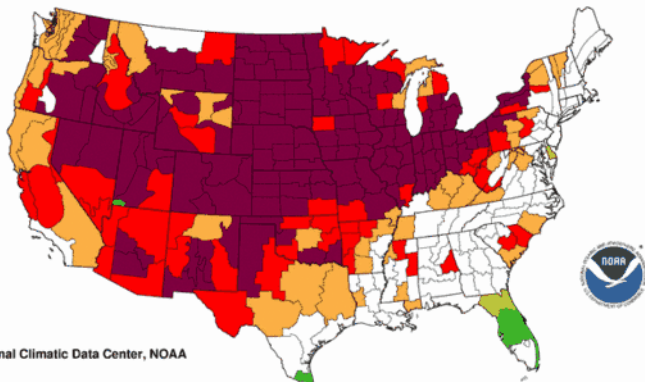
Climate Is Always Changing It Is Cyclical

Raw USHCN V2.5 Temperature Data

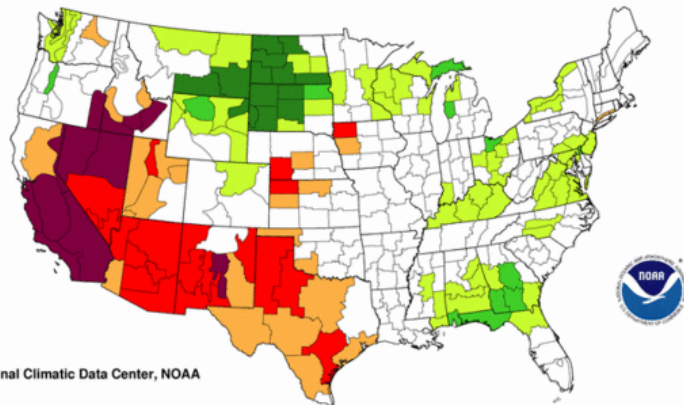


If We Look At The Actual Historical Record, Climate Change Is Nothing But Superstition

Palmer Modified Drought Index
July, 1934




Palmer Modified Drought Index
April, 2014



Climate experts tell us

- Due to man's greed and carbon sin, we face climate disaster
- Sea levels will rise, and bring a great flood
- We face a future of hellish heat, because of our sin
- We face drought, pestilence and famine
- Everyone must not deny global warming
- We must make sacrifices and pay carbon tithes

Where have we heard this story before?



The Current Narrative Is Flawed

- It is not “science vs. the economy”
- The real story is “junk science vs. the people”
- People who believe the climate is getting “worse” simply don’t know their history



**Fascists Always Try To Silence
Their Opponents, Because They
Would Lose An Honest Debate**

